

# AIEQ<sup>®</sup>



## AI Powered Equity ETF

as of 3/31/23

Artificial intelligence powered ETF that utilizes IBM Watson to equal a team of 1,000 research analysts, traders and quants working around the clock.



The first actively managed ETF to fully utilize artificial intelligence as a method for stock selection.



Harnesses the power of IBM Watson for machine learning, sentiment and natural language processing.



Analyzing millions of data points across news, social media, industry and analyst reports, financial statements on over 6,000 U.S. companies, technical, macro, market data and more.



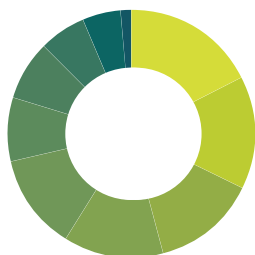
Previously only available to hedge funds and professional trading firms, this method of stock selection is now accessible as a prepackaged solution in an ETF.

### Performance

	CUMULATIVE				ANNUALIZED					
	1 MONTH	3 MONTH	YTD	SINCE INCEP.	1 YEAR	3 YEARS	5 YEARS	10 YEARS	SINCE INCEP.	
MARKET PRICE	-4.28%	2.62%	2.62%	31.73%	-20.67%	10.04%	4.74%			5.19%
NAV	-3.99%	2.60%	2.60%	32.59%	-20.41%	10.05%	4.88%			5.31%


Performance data quoted represents past performance and does not guarantee future results. The investment return and principal value of an investment will fluctuate so that an investor's shares, when redeemed, may be worth more or less than their original cost. Current performance of the Funds may be lower or higher than the performance quoted. All performance is historical and includes reinvestment of dividends and capital gains. Performance data current to the most recent month end may be obtained by calling 1-844-ETF-MGRS (1-844-383-6477). Performance is annualized for periods greater than 1 year.

### Sector Exposure (%)



17.52	Health Care
14.79	Financials
13.65	Consumer Discretionary
12.94	Communication Services
12.58	Industrials
8.20	Energy
7.62	Information Technology
6.19	Materials
4.94	Consumer Staples
1.32	Real Estate

### Country Exposure (%)



99.72	United States
0.11	Netherlands
0.08	Puerto Rico

### FOR MORE INFORMATION

Website:	etfmg.com/AIEQ
Email:	info@etfmg.com
Sales Inquiries:	1.844.ETF.MGRS

### FUND INFORMATION

Fund Inception	10/17/17
Ticker	AIEQ
AUM <sup>1</sup>	\$111.5M
CUSIP	26924G813
ISIN	US26924G8134
Stock Exchange	NYSE ARCA
Expense Ratio	0.75%
Security Lending Income <sup>3</sup>	0.42%
Intraday NAV (IIV)	AIEQ.IV
NAV Symbol	AIEQ.NV
Rebalance Freq.	Actively Managed

### TOP 10 FUND HOLDINGS (%)

Affirm Holdings Inc	4.81
Vertex Pharmaceuticals Inc	4.68
Pinterest Inc	4.18
Intuitive Surgical Inc	4.15
Gamestop Corp	3.61
Sunrun Inc	3.52
Match Group Inc	3.45
Tesla Inc	3.41
Zscaler Inc	3.18
First Republic Bank	3.05

### KEY INDEX FACTS

Index Provider	N/A
No. of Holdings <sup>2</sup>	143
Index Ticker	N/A

etfmg.com/AIEQ

This fund is a series in the ETF Managers Trust

## Investment Objective

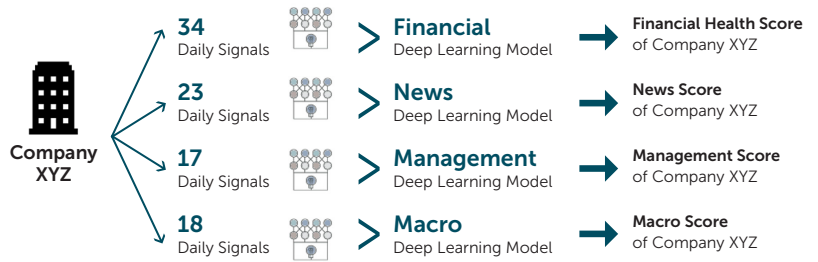
The AI Powered Equity ETF seeks long-term capital appreciation and targets a maximum risk-adjusted return versus the broader U.S. equity market.

## Consider AIEQ®

- Automated data-driven investment process that removes human bias and errors.
- Artificial intelligence and machine learning capabilities continually build upon the financial knowledge base, driving an investment system that perpetually grows in value.

## Investment Process

AIEQ® applies AI technology to build predictive models on 6,000 US companies. Each company has four underlying deep learning models: a Financial, News and Information, Management, and Macro model. Each of these four models have many underlying signals as depicted. The models identify approximately 30 to 200 companies with the greatest potential over the next twelve months for appreciation.



Carefully consider the Fund's investment objectives, risk factors, charges, and expenses before investing. This and additional information can be found in the Fund's prospectus, which may be obtained by calling 1-844-ETF-MGRS (1-844-383-6477), or by visiting [www.etfmg.com/AIEQ](http://www.etfmg.com/AIEQ). Read the prospectus carefully before investing.

<sup>1</sup> AUM as of 3/31/23 and is subject to change on a daily basis.

<sup>2</sup> Holdings are subject to change without notice.

<sup>3</sup> Security Lending income is expressed as the result of dividing net securities lending income for the twelve months ending 3/31/23 divided by the average daily net assets of the Fund for the same period.

Investing involves risk, including the possible loss of principal. Shares of any ETF are bought and sold at market price (not NAV), may trade at a discount premium to NAV and are not individually redeemed from the Fund. Brokerage commissions will reduce returns. Narrowly focused investments typically exhibit higher volatility. The equity securities held in the Fund's portfolio may experience sudden, unpredictable drops in value or long periods of decline in value. This may occur because of factors that affect securities markets generally or factors affecting specific issuers, industries, or sectors in which the Fund invests such as political, market and economic developments, as well as events that impact specific issuers.

The Fund is actively-managed and may not meet its investment objective based on the success or failure of the Equibot Model to identify investment opportunities. Fund holdings are subject to change. For full holdings information, please visit [www.etfmg.com](http://www.etfmg.com).

The portfolio managers may actively and frequently trade securities or other instruments in the Fund's portfolio to carry out its investment strategies. A high portfolio turnover rate increases transaction costs, which may increase the Fund's expenses.

Some of the models used by the Adviser for the Fund are predictive in nature. The use of predictive models has inherent risks. When Models and Data prove to be incorrect or incomplete, any decisions made in reliance thereon expose the Fund to potential risks. For example, by relying on Models and Data, the Adviser may be induced to buy certain investments at prices that are too high, to sell certain other investments at prices that are too low, or to miss favorable opportunities altogether. Similarly, any hedging based on faulty Models and Data may prove to be unsuccessful.

ETF Managers Group LLC is the investment adviser to the fund. Equibot Inc. serves as the sub-advisor to the Fund.

The Fund is distributed by ETFMG Financial LLC. ETF Managers Group LLC and ETFMG Financial LLC are wholly owned subsidiaries of Exchange Traded Managers Group LLC (collectively, "ETFMG"). ETFMG is not affiliated with Equibot Inc.

The Fund is intended to be made available only to U.S. residents. Under no circumstances is any information provided on this website intended for distribution to or use by, or to be an offer to sell to or solicitation of an offer to buy the Fund or any investment product or service of, any person or entity in any jurisdiction or country, other than the United States, where such distribution, use, offer or solicitation would subject the Fund or its affiliates to any registration requirement or be unlawful under the securities laws of that jurisdiction or country.