

**Supplement dated November 3, 2021 to the**  
**Prospectus dated January 29, 2021, of the**  
**AI Powered Equity ETF (AIEQ)**  
**BlueStar Israel Technology ETF (ITEQ®)**  
**ETFMG Alternative Harvest ETF (MJ)**  
**ETFMG Prime Cyber Security ETF (HACK)**  
**ETFMG Prime Junior Silver Miners ETF (SILJ)**  
**ETFMG Prime Mobile Payments ETF (IPAY)**  
**ETFMG Sit Ultra Short ETF (VALT)**  
**ETFMG Travel Tech ETF (AWAY)**  
**ETFMG Treatments, Testing and Advancements ETF (GERM)**  
**Etho Climate Leadership U.S. ETF (ETHO)**  
**Wedbush ETFMG Video Game Tech ETF (GAMR)**  
**Wedbush ETFMG Global Cloud Technology ETF (IVES)**

**And the**  
**Prospectus dated May 5, 2021, of the**  
**ETFMG U.S. Alternative Harvest ETF (MJUS)**

**And the**  
**Prospectus dated June 4, 2021, of the**  
**ETFMG 2X Daily Alternative Harvest ETF (MJXL)**  
**ETFMG Prime 2x Daily Inverse Junior Silver Miners ETF (SINV)**  
**ETFMG Prime 2x Daily Junior Silver Miners ETF (SILX)**  
**ETFMG 2x Daily Travel Tech ETF (AWYX)**  
**ETFMG 2x Daily Video Game Tech ETF (GAMX)**

**And the**  
**Prospectus dated September 13, 2021, of the**  
**ETFMG 2X Daily Inverse Alternative Harvest ETF (MJIN)**

**And the**  
**Prospectus dated September 17, 2021, of the**  
**ETFMG Breakwave Sea Decarbonization Tech ETF (BSEA)**

**And the**  
**Prospectus dated October 18, 2021, of the**  
**ETFMG Real Estate Tech ETF (HHH)**

**(each, a “Fund” and collectively, the “Funds”)**

The section titled “**Litigation**” of each Fund’s Prospectus is hereby deleted in its entirety and replaced with the following:

**Litigation**

The Trust, a former and current trustee of the Trust, the Adviser and certain officers of the Adviser were defendants in an action filed May 2, 2017 in the Superior Court of New Jersey captioned PureShares, LLC d/b/a PureFunds et al. v. ETF Managers Group, LLC et al., Docket No. C-63-17. The PureShares action alleged claims based on disputes arising out of contractual relationships with the Adviser relating to certain series of the Trust. The action sought damages in unspecified amounts and injunctive relief

based on breach of contract, wrongful termination, and several other claims. The PureShares action was dismissed without prejudice by way of stipulation filed on February 14, 2020.

The Adviser and its parent, ETFMG, were defendants in a case filed on October 26, 2017 in the United States District Court for the Southern District of New York by NASDAQ, Inc. (“Nasdaq”) captioned Nasdaq, Inc. v. Exchange Traded Managers Group, LLC et al., Case 1:17-cv-08252. This action arose out of the same facts and circumstances, and relates to the same series of the Trust, as the New Jersey litigation and asserted claims for breach of contract, conversion and certain other claims. The matter was the subject of a bench trial in May 2019, and on December 20, 2019, the Court issued an Opinion and Order awarding compensatory damages to Plaintiff in the amount of \$78,403,172.36, plus prejudgment interest (the “Judgment”). The Court also denied Plaintiff’s requests for punitive damages and equitable relief. ETFMG filed a Notice of Appeal from the Judgment in the United States Court of Appeals for the Second Circuit on January 19, 2021, Docket No. 20-300.

On October 28, 2021, Nasdaq and ETFMG entered into a Judgment Payment Agreement, which satisfied the Judgment. On November 1, 2021, Nasdaq recorded a Satisfaction of Judgment with the United States District Court for the Southern District of New York reflecting that the Judgment was paid in full, and ETFMG withdrew its appeal of the Judgment with prejudice before the United States Court of Appeals for the Second Circuit. PureShares is not a direct party to the Judgment Payment Agreement. ETFMG, however, believes PureShares’ claims in the New Jersey case, if reinstated, would substantially overlap with those asserted on its behalf by Nasdaq that resulted in the Judgment, which has been satisfied.

**Please retain this Supplement with your Prospectus for future reference.**

**Supplement dated November 2, 2021 to the**

**Summary Prospectus, Prospectus and  
Statement of Additional Information (“SAI”),  
each dated January 29, 2021**

**ETFMG Prime Mobile Payments ETF (IPAY)  
ETFMG Prime Cyber Security ETF (HACK)  
(each, a “Target Fund” and collectively, the “Target Funds”)**

The solicitation of shareholders of the Target Funds has been discontinued with respect to the reorganization of each Target Fund (each a “Reorganization”) into corresponding newly created series of ETF Series Solutions (“ISE Mobile Payments ETF” and “ISE Cyber Security ETF,” as applicable). The Joint Special Meeting of Shareholders of the Target Funds held on July 27, 2021, was adjourned because the necessary quorum was not obtained to vote on the Reorganizations. After considering all alternatives, the Target Funds’ management and the Board of Trustees of ETF Managers Trust have determined not to reconvene a meeting of the Target Funds’ shareholders to vote on the Reorganizations. Therefore, whether or not you voted your shares for the Reorganizations, your investment will continue to be in shares of the Target Funds, each a series of ETF Managers Trust.

**Please retain this Supplement with your Summary Prospectus, Prospectus and SAI for future reference.**



ETFMG Prime Cyber Security ETF (**HACK**)  
ETFMG Prime Junior Silver Miners ETF (**SILJ**)  
ETFMG Prime Mobile Payments ETF (**IPAY**)  
ETFMG Sit Ultra Short ETF (**VALT**)  
ETFMG Travel Tech ETF (**AWAY**)  
ETFMG Treatments, Testing and Advancements ETF (**GERM**)  
*each listed on NYSE Arca, Inc.*

Each Fund is a series of ETF Managers Trust

**PROSPECTUS**

January 29, 2021

**THE SEC HAS NOT APPROVED OR DISAPPROVED THESE SECURITIES OR PASSED UPON THE ACCURACY OR ADEQUACY OF THIS PROSPECTUS. ANY REPRESENTATION TO THE CONTRARY IS A CRIMINAL OFFENSE.**

*The ETFMG Sit Ultra Short ETF offered through this Prospectus is not a money market fund and does not seek to maintain a fixed or stable NAV of \$1.00 per share.*

## About This Prospectus

*This prospectus has been arranged into different sections so that you can easily review this important information. For detailed information about the Funds, please see:*

ETFMG Prime Cyber Security ETF- FUND SUMMARY.....	3
ETFMG Prime Junior Silver Miners ETF - FUND SUMMARY.....	9
ETFMG Prime Mobile Payments ETF- FUND SUMMARY.....	15
ETFMG Sit Ultra Short ETF- FUND SUMMARY.....	21
ETFMG Travel Tech ETF- FUND SUMMARY.....	27
ETFMG Treatments, Testing and Advancements ETF.....	32
Summary Information about Purchases, Sales, Taxes, and Financial Intermediary Compensation.....	37
Additional Information about the Funds' Investment Objectives and Strategies.....	37
Additional Information about the Ultra Short ETF's Investment Strategies.....	38
Additional Risk Information.....	39
Portfolio Holdings.....	50
Fund Management.....	50
Portfolio Managers.....	51
Buying and Selling the Funds.....	52
Dividends, Distributions, and Taxes.....	53
Distribution.....	54
Fund Service Providers.....	54
Index/Trademark Licenses/Disclaimers.....	54
Premium/Discount Information.....	55
Litigation.....	55
Financial Highlights.....	56
FOR MORE INFORMATION.....	62

## ETFMG PRIME CYBER SECURITY ETF — FUND SUMMARY

### Investment Objective

The ETFMG Prime Cyber Security ETF (the “Fund” or the “Cyber Security ETF”) seeks to provide investment results that, before fees and expenses, correspond generally to the total return performance of the Prime Cyber Defense Index (the “Index”).

### Fees and Expenses

The following table describes the fees and expenses you may pay if you buy, hold, and sell shares of the Fund (“Shares”). This table and the Example below do not include the brokerage commissions and other fees to financial intermediaries that investors may pay on their purchases and sales of Shares.

#### Annual Fund Operating Expenses (expenses that you pay each year as a percentage of the value of your investment)

Management Fee	0.60 %
Distribution and Service (12b-1) Fees	None
Other Expenses	0.00 %
Total Annual Fund Operating Expenses	0.60 %

### Example

This Example is intended to help you compare the cost of investing in the Fund with the cost of investing in other funds. The Example assumes that you invest \$10,000 in the Fund for the time periods indicated and then redeem all of your shares at the end of those periods. The Example also assumes that your investment has a 5% return each year and that the Fund’s operating expenses remain the same. This Example does not take into account the brokerage commissions that you may pay on your purchases and sales of Shares. Although your actual costs may be higher or lower, based on these assumptions your cost would be:

<b>1 Year</b>	<b>3 Years</b>	<b>5 Years</b>	<b>10 Years</b>
\$61	\$192	\$335	\$750

### Portfolio Turnover

The Fund pays transaction costs, such as commissions, when it buys and sells securities (or “turns over” its portfolio). A higher portfolio turnover rate may indicate higher transaction costs and may result in higher taxes when the Fund shares are held in a taxable account. These costs, which are not reflected in annual fund operating expenses or in the example, affect the Fund’s performance. For the fiscal year ended September 30, 2020, the Fund’s portfolio turnover rate was 33% of the average value of its portfolio.

### Principal Investment Strategies

The Fund uses a “passive” or indexing approach to try to achieve its investment objective. Unlike many investment companies, the Fund does not try to “beat” the Index and does not seek temporary defensive positions when markets decline or appear overvalued.

The Fund uses a replication strategy. A replication strategy is an indexing strategy that involves investing in the securities of the Index in approximately the same proportions as in the Index. However, the Fund may utilize a representative sampling strategy with respect to the Index when a replication strategy might be detrimental to shareholders, such as when there are practical difficulties or substantial costs involved in compiling a portfolio of equity securities to follow the Index, in instances in which a security in the Index becomes temporarily illiquid, unavailable or less liquid, or as a result of legal restrictions or limitations (such as tax diversification requirements) that apply to the Fund but not the Index.

The Index tracks the performance of the exchange-listed equity securities (or corresponding American Depositary Receipts (“ADRs”) or Global Depositary Receipts (“GDRs”)) of companies across the globe that (i) engage in providing cyber defense applications or services as a vital component of its overall business (“Cyber Defense Architecture Providers”) or (ii) provide hardware or software for cyber defense activities as a vital component of its overall business (“Cyber Defense Application Providers”). Cyber defense refers to products (hardware/software) and services designed to protect computer hardware, software, networks and data from unauthorized access, vulnerabilities, attacks and other security breaches. The categories of Cyber Defense Architecture Providers and Cyber Defense Application Providers are referred to herein as “sectors”.

Companies in the Cyber Defense Architecture Providers and Cyber Defense Application Providers sectors are identified by Prime Indexes (the “Index Provider”), an independent index provider that is not affiliated with the Fund’s investment adviser. The Index Provider utilizes issuer financial statements and other public filings and reports, as well as third-party industry research, reports, and analyses, to identify Cyber Defense Architecture Providers and Cyber Defense Application Providers around the world that meet the Index’s criteria for inclusion.

The Index Provider may exclude companies that meet the criteria for inclusion in the Index or include companies that do not meet such criteria if it determines that including or excluding them would be contrary to the objective of the Index (*e.g.*, their inclusion would negatively affect the investibility of the Index, the company's economic fortunes are predominantly driven by a business not related to cybersecurity, the company is expected to meet the inclusion criteria in the immediate future and plays an important role in the cybersecurity industry).

The Index has a quarterly review in March, June, September, and December of each year at which times the Index is reconstituted and rebalanced by the Index Provider. The composition of the Index and the constituent weights are determined on the two Thursdays before the second Friday of each March, June, September, and December (or the next business day if this is a non-business day) (the "Selection Day"). Component changes are made after the market close on the third Friday of March, June, September, and December (or the next business day if the third Friday is not a business day) and become effective at the market opening on the next trading day. The Index is developed and owned by the Index Provider, and the Index is calculated and maintained by Solactive AG. The Index Provider is independent of Solactive AG, the Fund, and the Fund's investment adviser.

Companies meeting the sector criteria are screened as of the Selection Day for investibility (*e.g.*, must not be listed on an exchange in a country which employs certain restrictions on foreign capital investment), a minimum market capitalization of \$100 million at the time of selection, and an operating company structure (as opposed to a pass-through security). The Index Provider may include companies in the Index with a market capitalization within 5% of the above threshold as of the Selection Date to account for short term fluctuations in market capitalization resulting from changes in a security's price.

The Index's exposure to each sector is based on the cumulative market capitalization of index components within the sector relative to the combined market capitalization of both sectors. Each company within a sector is equally weighted at the time of each rebalance of the Index, subject to the adjustments described below.

The cumulative weight of all constituents with an individual weight of 5% or greater may not in the aggregate account for more than 50% of the weight of the Index as of the Selection Day. Additionally, Index constituents with a market capitalization of less than US \$600 million as of the Selection Day will have their weight reduced by 30–35% depending on their specific market capitalization, and constituents with a three-month average daily value traded ("ADTV") of less than US \$2.5 million as of the Selection Day will have their weight reduced by 15–55% depending on their specific ADTV (collectively, the "Liquidity Requirements"). The weight of any individual Index constituent whose weight is reduced due to the Liquidity Requirements will be redistributed pro rata among all other Index constituents whose weights have not been reduced due to the Liquidity Requirements based on the ADTV of such constituents. Additionally, each Index constituent whose weight is reduced due to the Liquidity Requirements will have a maximum weight of 4.5%, and any excess weight above 4.5% will be redistributed pro rata among all other Index constituents based on their weight (after any reductions due to the Liquidity Requirements).

As of January 15, 2021 the Index had 58 constituents, 19 of which were foreign companies, and the three largest stocks and their weightings in the Index were Cisco Systems Inc 3.07%, FireEye, Inc. 2.98%, and Tenable Holdings, Inc. 2.93%.

The Fund invests at least 80% of its total assets, exclusive of collateral held from securities lending, in the component securities of the Index and in ADRs and GDRs based on the component securities in the Index. The Fund may invest up to 20% of its total assets in securities that are not in the Fund's Index to the extent that the Fund's adviser believes such investments should help the Fund's overall portfolio track the Index.

The Fund may lend its portfolio securities to brokers, dealers, and other financial organizations. These loans, if and when made, may not exceed 33 1/3% of the total asset value of the Fund (including the loan collateral). By lending its securities, the Fund may increase its income by receiving payments from the borrower.

The Fund rebalances its portfolio in accordance with its Index, and, therefore, any changes to the Index's rebalance schedule will result in corresponding changes to the Fund's rebalance schedule.

**Correlation:** Correlation is the extent to which the values of different types of investments move in tandem with one another in response to changing economic and market conditions. An index is a theoretical financial calculation, while the Fund is an actual investment portfolio. The performance of the Fund and the Index may vary somewhat due to transaction costs, asset valuations, foreign currency valuations, market impact, corporate actions (such as mergers and spin-offs), legal restrictions or limitations, illiquid or unavailable securities, and timing variances.

The Fund's investment adviser expects that, over time, the correlation between the Fund's performance and that of the Index, before fees and expenses, will exceed 95%. A correlation percentage of 100% would indicate perfect correlation. If the Fund uses a replication strategy, it can be expected to have greater correlation to the Index than if it uses a representative sampling strategy.

**Industry Concentration Policy:** The Fund will concentrate its investments (*i.e.*, hold 25% or more of its net assets) in a particular industry or group of related industries to approximately the same extent that the Index is concentrated. As of January 15, 2021, the Index was concentrated in companies in the software and services industries group.

## **Principal Risks**

As with all funds, a shareholder is subject to the risk that his or her investment could lose money. The principal risks affecting shareholders' investments in the Fund are set forth below. An investment in the Fund is not a bank deposit and is not insured or guaranteed by the Federal Deposit Insurance Corporation or any government agency.

*Cyber Security Companies Risk:* Companies in the cyber security field, including companies in the Cyber Defense Architecture Providers and Cyber Defense Application Providers sectors, face intense competition, both domestically and internationally, which may have an adverse effect on profit margins. Cyber security companies may have limited product lines, markets, financial resources or personnel. The products of cyber security companies may face obsolescence due to rapid technological developments and frequent new product introduction, and such companies may face unpredictable changes in growth rates, competition for the services of qualified personnel and competition from foreign competitors with lower production costs. Companies in the cyber security field are heavily dependent on patent and intellectual property rights. The loss or impairment of these rights may adversely affect the profitability of these companies.

*Foreign Investment Risk:* Returns on investments in foreign stocks could be more volatile than, or trail the returns on, investments in U.S. stocks.

*Currency Risk:* Indirect and direct exposure to foreign currencies subjects the Fund to the risk that currencies will decline in value relative to the U.S. dollar. Currency rates in foreign countries may fluctuate significantly over short periods of time for a number of reasons, including changes in interest rates and the imposition of currency controls or other political developments in the U.S. or abroad.

*Depository Receipts Risk:* The Fund may invest in depository receipts. Investment in ADRs and GDRs may be less liquid than the underlying shares in their primary trading market and GDRs, many of which are issued by companies in emerging markets, may be more volatile and less liquid than depository receipts issued by companies in more developed markets.

*Emerging Markets Securities Risk:* The Fund's investments may expose the Fund's portfolio to the risks of investing in emerging markets. Investments in emerging markets are subject to greater risk of loss than investments in developed markets. This is due to, among other things, greater market volatility, lower trading volume, political and economic instability, greater risk of market shutdown and more governmental limitations on foreign investments than typically found in developed markets.

*Foreign Market and Trading Risk:* The trading markets for many foreign securities are not as active as U.S. markets and may have less governmental regulation and oversight. Foreign markets also may have clearance and settlement procedures that make it difficult for the Fund to buy and sell securities. These factors could result in a loss to the Fund by causing the Fund to be unable to dispose of an investment or to miss an attractive investment opportunity, or by causing Fund assets to be uninvested for some period of time.

*Foreign Securities Risk:* The Fund invests a significant portion of its assets directly in securities of issuers based outside of the U.S., or in depository receipts that represent such securities. Investments in securities of non-U.S. issuers involve certain risks that may not be present with investments in securities of U.S. issuers, such as risk of loss due to foreign currency fluctuations or to political or economic instability, as well as varying regulatory requirements applicable to investments in non-U.S. issuers. There may be less information publicly available about a non-U.S. issuer than a U.S. issuer. Non-U.S. issuers may also be subject to different regulatory, accounting, auditing, financial reporting and investor protection standards than U.S. issuers.

*Political and Economic Risk:* The Fund is subject to foreign political and economic risk not associated with U.S. investments, meaning that political events, social and economic events and natural disasters occurring in a country where the Fund invests could cause the Fund's investments in that country to experience gains or losses. The Fund also could be unable to enforce its ownership rights or pursue legal remedies in countries where it invests.

*Privatization Risk:* Several foreign countries in which the Fund invests have begun a process of privatizing certain entities and industries. Privatized entities may lose money or be re-nationalized.

*Smaller Companies Risk:* The Fund's Index may be composed primarily of, or have significant exposure to, securities of smaller companies. Smaller companies may be more vulnerable to adverse business or economic events than larger, more established companies, and may underperform other segments of the market or the equity market as a whole. The securities of smaller companies also tend to be bought and sold less frequently and at significantly lower trading volumes than the securities of larger companies. As a result, it may be more difficult for the Fund to buy or sell a significant amount of the securities of a smaller company without an adverse impact on the price of the company's securities, or the Fund may have to sell such securities in smaller quantities over a longer period of time, which may increase the Fund's tracking error.

*Technology Companies Risk:* Companies in the technology field, including companies in the computers, telecommunications and electronics industries, face intense competition, which may have an adverse effect on profit margins. Technology companies may have limited product lines, markets, financial resources or personnel. The products of technology companies may face obsolescence due to



rapid technological developments and frequent new product introduction, and such companies may face unpredictable changes in growth rates, competition for the services of qualified personnel and competition from foreign competitors with lower production costs. Companies in the technology sector are heavily dependent on patent and intellectual property rights. The loss or impairment of these rights may adversely affect the profitability of these companies.

The remaining principal risks are presented in alphabetical order. Each risk summarized below is considered a “principal risk” of investing in the Fund, regardless of the order in which it appears.

*Concentration Risk:* The Fund’s investments will be concentrated in an industry or group of industries to the extent the Index is so concentrated. To the extent the Fund invests more heavily in particular industries, groups of industries, or sectors of the economy, its performance will be especially sensitive to developments that significantly affect those industries, groups of industries, or sectors of the economy, and the value of Fund shares may rise and fall more than the value of shares that invest in securities of companies in a broader range of industries or sectors.

*Equity Market Risk:* The equity securities held in the Fund’s portfolio may experience sudden, unpredictable drops in value or long periods of decline in value. This may occur because of factors that affect securities markets generally or factors affecting specific issuers, industries, or sectors in which the Fund invests such as political, market and economic developments, as well as events that impact specific issuers. Additionally, natural or environmental disasters, widespread disease or other public health issues, war, acts of terrorism or other events could result in increased premiums or discounts to the Fund’s NAV.

*ETF Risks:*

*Absence of an Active Market Risk:* Although the Fund’s shares are approved for listing on the Exchange, there can be no assurance that an active trading market will develop and be maintained for Fund shares. There can be no assurance that the Fund will grow to or maintain an economically viable size, in which case the Fund may experience greater tracking error to its Index than it otherwise would at higher asset levels or the Fund may ultimately liquidate.

*Authorized Participants, Market Makers and Liquidity Providers Concentration Risk:* The Fund has a limited number of financial institutions that may act as Authorized Participants (“APs”), none of which are obligated to engage in creation and/or redemption transactions. In addition, there may be a limited number of market makers and/or liquidity providers in the marketplace. To the extent either of the following events occur, there may be a significantly diminished trading market for Fund shares and shares may trade at a material discount to NAV and possibly face delisting: (i) APs exit the business or otherwise become unable to process creation and/or redemption orders and no other APs step forward to perform these services, or (ii) market makers and/or liquidity providers exit the business or significantly reduce their business activities and no other entities step forward to perform their functions. The risks associated with limited APs may be heightened in scenarios where APs have limited or diminished access to the capital required to post collateral.

*Costs of Buying or Selling Shares Risk:* Investors buying or selling Fund shares in the secondary market will pay brokerage commissions or other charges imposed by brokers as determined by the applicable broker. Brokerage commissions are often a fixed amount and may be a significant proportional cost for investors seeking to buy or sell relatively small amounts of shares.

*Fluctuation of NAV Risk:* The NAV of Fund shares will generally fluctuate with changes in the market value of the Fund’s securities holdings. The market prices of shares will generally fluctuate in accordance with changes in the Fund’s NAV and supply and demand of shares on the Exchange. It cannot be predicted whether Fund shares will trade below, at or above their NAV. During periods of unusual volatility or market disruptions, market prices of Fund shares may deviate significantly from the market value of the Fund’s securities holdings or the NAV of Fund shares. As a result, investors in the Fund may pay significantly more or receive significantly less for Fund shares than the value of the Fund’s underlying securities or the NAV of Fund shares.

*Market Trading Risk:* An investment in the Fund faces numerous market trading risks, including the potential lack of an active market for Fund shares, losses from trading in secondary markets, periods of high volatility and disruption in the creation/redemption process of the Fund. Any of these factors, among others, may lead to the Fund’s shares trading at a premium or discount to NAV.

*Trading Issues Risk:* Although Fund shares are listed for trading on the NYSE Arca, Inc. (the “Exchange”), there can be no assurance that an active trading market for such shares will be maintained. Trading in Fund shares may be halted due to market conditions or for reasons that, in the view of the Exchange, make trading in shares inadvisable. There can be no assurance that the requirements of the Exchange necessary to maintain the listing of any Fund will continue to be met or will remain unchanged or that the shares will trade with any volume, or at all. Further, secondary markets may be subject to erratic trading activity, wide bid/ask spreads and extended trade settlement periods in times of market stress because market makers and Authorized Participants may step away from making a market in Fund shares and in executing creation and redemption orders, which could cause a material deviation in the Fund’s market price from its NAV.

*Management Risk:* While the Fund is not actively managed, the Fund is subject to the risks associated with decisions made by the Fund's investment adviser if the Fund utilizes a representative sampling strategy or to the extent the Fund's investment adviser makes decisions regarding the investment of collateral from securities on loan.

*Models and Data Risk:* The Index relies heavily on proprietary quantitative models as well as information and data supplied by third parties ("Models and Data"). When Models and Data prove to be incorrect or incomplete, any decisions by the Index made in reliance thereon expose the Fund to potential risks as the Fund tracks the Index.

*Natural Disaster/Epidemic Risk:* Natural or environmental disasters, such as earthquakes, fires, floods, hurricanes, tsunamis and other severe weather-related phenomena generally, and widespread disease, including pandemics and epidemics, have been and may be highly disruptive to economies and markets, adversely impacting individual companies, sectors, industries, markets, currencies, interest and inflation rates, credit ratings, investor sentiment, and other factors affecting the value of the Fund's investments. Given the increasing interdependence among global economies and markets, conditions in one country, market, or region are increasingly likely to adversely affect markets, issuers, and/or foreign exchange rates in other countries, including the U.S. Any such events could have a significant adverse impact on the value of the Fund's investments.

*Passive Investment Risk:* The Fund is not actively managed and therefore would not sell an equity security due to current or projected underperformance of a security, industry or sector, unless that security is removed from the Index. Unlike with an actively managed fund, the Adviser does not use techniques or defensive strategies designed to lessen the effects of market volatility or to reduce the impact of periods of market decline. This means that, based on market and economic conditions, the Fund's performance could be lower than other types of funds that may actively shift their portfolio assets to take advantage of market opportunities or to lessen the impact of a market decline.

*Reliance on Trading Partners Risk:* The Fund invests in some economies that are heavily dependent upon trading with key partners. Any reduction in this trading may cause an adverse impact on the economy in which the Fund invests.

*Rule 144A Securities Risk:* Rule 144A securities are restricted securities that can be purchased only by "qualified institutional buyers," as defined under the Securities Act. The market for Rule 144A securities typically is less active than the market for publicly-traded securities. As such, investing in Rule 144A securities may reduce the liquidity of the Fund's investments, and the Fund may be unable to sell the security at the desired time or price, if at all. The purchase price and subsequent valuation of Rule 144A securities normally reflect a discount, which may be significant, from the market price of comparable unrestricted securities for which a liquid trading market exists. A restricted security that was liquid at the time of purchase may subsequently become illiquid and its value may decline as a result. In addition, transaction costs may be higher for restricted securities than for more liquid securities. The Fund may also have to bear the expense of registering the securities for resale and the risk of substantial delays in effecting the registration.

*Securities Lending Risk:* The Fund may engage in securities lending. The Fund may lose money if the borrower of the loaned securities delays returning in a timely manner or fails to return the loaned securities. Securities lending involves the risk that the Fund could lose money in the event of a decline in the value of collateral provided for loaned securities. In addition, the Fund bears the risk of loss in connection with its investment of the cash collateral it receives from a borrower. To the extent that the value or return of the Fund's investment of the cash collateral declines below the amount owed to the borrower, the Fund may incur losses that exceed the amount it earned on lending the security.

*Tax Risk:* To qualify for the favorable tax treatment generally available to regulated investment companies, the Fund must satisfy certain diversification requirements under the Internal Revenue Code of 1986, as amended (the "Code"). In particular, the Fund generally may not acquire a security if, as a result of the acquisition, more than 50% of the value of the Fund's assets would be invested in (a) issuers in which the Fund has, in each case, invested more than 5% of the Fund's assets and (b) issuers more than 10% of whose outstanding voting securities are owned by the Fund. When the Index is concentrated in a relatively small number of securities, it may not be possible for the Fund to fully implement a replication strategy or a representative sampling strategy while satisfying these diversification requirements. The Fund's efforts to satisfy the diversification requirements may cause the Fund's return to deviate from that of the Index, and the Fund's efforts to replicate the Index may cause it inadvertently to fail to satisfy the diversification requirements. If the Fund were to fail to qualify as a regulated investment company, it would be taxed in the same manner as an ordinary corporation, and distributions to its shareholders would not be deductible by the Fund in computing its taxable income.

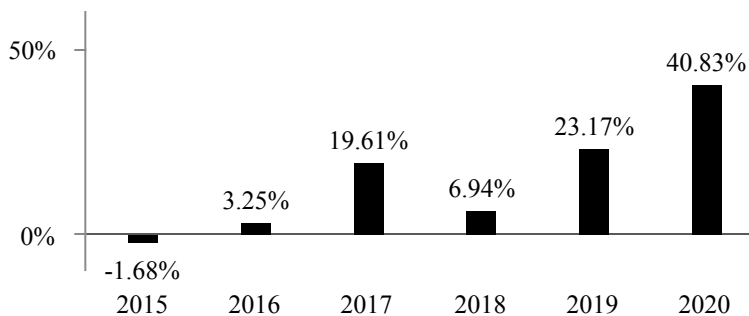
*Tracking Error Risk:* The Fund's return may not match or achieve a high degree of correlation with the return of the Index. To the extent the Fund utilizes a sampling approach, it may experience tracking error to a greater extent than if the Fund sought to replicate the Index. In addition, in order to minimize the market impact of an Index rebalance, the Fund may begin trading to effect the rebalance in advance of the effective date of the rebalance and continue trading after the effective date of the rebalance, which may contribute to tracking error.

*Valuation Risk:* The sales price that the Fund could receive for a security may differ from the Fund's valuation of the security and may differ from the value used by the Index, particularly for securities that trade in low volume or volatile markets or that are valued using a fair value methodology. In addition, the value of the securities in the Fund's portfolio may change on days when shareholders will not be able to purchase or sell the Fund's shares.

## Performance Information

The following information provides some indication of the risks of investing in the Fund. The bar chart shows the annual return for the Fund. The table shows how the Fund's average annual returns for one year, five years, and since inception compare with those of the Index and a broad measure of market performance. The Fund's past performance, before and after taxes, is not necessarily an indication of how the Fund will perform in the future. Updated performance information is available on the Fund's website at [www.etfmg.com](http://www.etfmg.com) or by calling 1-844-383-6477.

### Calendar Year Total Returns as of December 31,



During the period of time shown in the bar chart, the Fund's highest return for a calendar quarter was 23.97% (quarter ended June 30, 2020) and the Fund's lowest return for a calendar quarter was -19.81% (quarter ended September 30, 2015).

Average Annual Total Returns (for the periods ended December 31, 2020)	1 Year	5 Years	Since Inception 11/11/2014
<b>ETFMG Prime Cyber Security ETF</b>			
Return Before Taxes	40.83%	18.03%	15.18%
Return After Taxes on Distributions	40.18%	17.84%	15.03%
Return After Taxes on Distributions and Sale of Fund Shares	24.27%	14.58%	12.34%
<b>ISE Cyber Security™ Index / Prime Cyber Defense Index</b> (reflects no deduction for fees, expenses or taxes) <sup>1</sup>	40.86%	18.34%	15.64%
<b>S&amp;P 500 Index</b> (reflects no deduction for fees, expenses or taxes)	18.40%	15.22%	12.71%

<sup>1</sup> The table reflects performance of the ISE Cyber Security™ Index through August 1, 2017 and the Prime Cyber Defense Index thereafter.

After-tax returns are calculated using the highest historical individual federal marginal income tax rates and do not reflect the impact of state and local taxes. Actual after-tax returns depend on your tax situation and may differ from those shown and are not relevant if you hold your shares through tax-deferred arrangements, such as 401(k) plans or individual retirement accounts.

## Investment Advisers

ETF Managers Group LLC (the "Adviser") serves as the investment adviser to the Fund.

## Portfolio Managers

Samuel R. Masucci, III, Chief Executive Officer of the Adviser, has been the Fund's portfolio manager since January 2018. Frank Vallario, Chief Investment Officer of the Adviser, and Donal Bishnoi, Portfolio Manager of the Adviser, have been the Fund's portfolio managers since September 2019. Devin Ryder, Portfolio Manager of the Adviser, has been the Fund's portfolio manager since May 2018.

For important information about the purchase and sale of Fund shares, tax information, and financial intermediary compensation, please turn to "Summary Information about Purchases, Sales, Taxes, and Financial Intermediary Compensation" on page 37 of the Prospectus.

## ETFMG PRIME JUNIOR SILVER MINERS ETF — FUND SUMMARY

### **Investment Objective**

The ETFMG Prime Junior Silver Miners ETF (the “Fund” or the “Junior Silver ETF”) seeks to provide investment results that, before fees and expenses, correspond generally to the total return of the Prime Junior Silver Miners & Explorers Index (the “Index”).

### **Fees and Expenses**

The following table describes the fees and expenses you may pay if you buy, hold, and sell shares of the Fund (“Shares”). This table and the Example below do not include the brokerage commissions and other fees to financial intermediaries that investors may pay on their purchases and sales of Shares.

#### **Annual Fund Operating Expenses (expenses that you pay each year as a percentage of the value of your investment)**

Management Fee	0.69 %
Distribution and Service (12b-1) Fees	None
Total Annual Fund Operating Expenses	0.69 %

### **Example**

This Example is intended to help you compare the cost of investing in the Fund with the cost of investing in other funds. The Example assumes that you invest \$10,000 in the Fund for the time periods indicated and then redeem all of your shares at the end of those periods. The Example also assumes that your investment has a 5% return each year and that the Fund’s operating expenses remain the same. This Example does not take into account the brokerage commissions that you may pay on your purchases and sales of Shares. Although your actual costs may be higher or lower, based on these assumptions your cost would be:

<b>1 Year</b>	<b>3 Years</b>	<b>5 Years</b>	<b>10 Years</b>
\$70	\$221	\$384	\$859

### **Portfolio Turnover**

The Fund pays transaction costs, such as commissions, when it buys and sells securities (or “turns over” its portfolio). A higher portfolio turnover rate may indicate higher transaction costs and may result in higher taxes when the Fund shares are held in a taxable account. These costs, which are not reflected in annual fund operating expenses or in the example, affect the Fund’s performance. For the fiscal year ended September 30, 2020, the Fund’s portfolio turnover rate was 71% of the average value of its portfolio.

### **Principal Investment Strategies**

The Fund uses a “passive” or indexing approach to try to achieve its investment objective. Unlike many investment companies, the Fund does not try to “beat” the Index and does not seek temporary defensive positions when markets decline or appear overvalued.

The Fund uses a replication strategy. A replication strategy is an indexing strategy that involves investing in the securities of the Index in approximately the same proportions as in the Index. However, the Fund may utilize a representative sampling strategy with respect to the Index when a replication strategy might be detrimental to shareholders, such as when there are practical difficulties or substantial costs involved in compiling a portfolio of equity securities to follow the Index, in instances in which a security in the Index becomes temporarily illiquid, unavailable or less liquid, or as a result of legal restrictions or limitations (such as tax diversification requirements) that apply to the Fund but not the Index.

The Index tracks the performance of the equity securities (or corresponding American Depositary Receipts (“ADRs”) or Global Depositary Receipts (“GDRs”)) of small-capitalization companies actively engaged in silver refining, mining, or exploration (“Junior Silver Companies”). “Junior” is a term used in reference to small capitalization exploration companies. Junior Silver Companies include pure play companies that generate more than 50% of their revenue from silver mining activities and non-pure play companies that generate 50% or less of their revenue from silver mining activities. The stocks are weighted according to a modified market capitalization that is based upon the percentage of company revenues generated from silver mining activities such that, when weighting Junior Silver Companies, the market cap of a pure play company is multiplied by a factor of three and the market cap of a non-pure play company is multiplied by a factor of one. The five stocks with the highest adjusted market capitalization are assigned a weight of 13%, 11%, 9%, 7%, and 5% respectively with all remaining stocks weighted pro rata based on their relative adjusted market capitalization, subject to a cap of 4.5%. The securities of each company in the Index must also be listed on a securities exchange.

The initial universe of Junior Silver Companies is determined based on proprietary research and analysis conducted by Prime Indexes, (the “Index Provider”), an independent index provider that is not affiliated with the Fund’s investment adviser. The Index Provider uses a variety of publicly available resources for such analysis, including financial statements and other reports published by issuers to determine whether a company is actively engaged as a Junior Silver Company.

The Index Provider may exclude companies that meet the criteria for inclusion in the Index or include companies that do not meet such criteria if it determines that including or excluding them would be contrary to the objective of the Index (e.g., their inclusion

would negatively affect the investibility of the Index, the company's economic fortunes are predominantly driven by a business not related to that of a Junior Silver Company, the company is expected to meet the inclusion criteria in the immediate future and plays an important role in the junior silver industry).

The Index has a quarterly review in March, June, September, and December of each year at which times the Index is reconstituted and rebalanced by the Index Provider. The composition of the Index and the constituent weights are determined on the two Thursdays before the second Friday of each March, June, September, and December (or the next business day if this is a non-business day) (the "Selection Day"). Component changes are made after the market close on the third Friday of March, June, September, and December (or the next business day if the third Friday is not a business day) and become effective at the market opening on the next trading day. The Index is developed and owned by the Index Provider, and the Index is calculated and maintained by Solactive AG. The Index Provider is independent of Solactive AG, the Fund, and the Fund's investment adviser.

Junior Silver Companies are then screened as of the Selection Date for investibility to determine initial inclusion (e.g., must not be listed on an exchange in a country which employs certain restrictions on foreign capital investment), a minimum market capitalization of \$20 million, a maximum market capitalization of \$3 billion, and an operating company structure (as opposed to a pass-through security). The Index Provider may include companies in the Index with a market capitalization within 5% of the above thresholds as of the Selection Date to account for short term fluctuations in market capitalization resulting from changes in a security's price.

The weightings of the constituents of the Index are further modified in that the cumulative weight of all constituents with an individual weight of 5% or greater may not in the aggregate account for more than 50% of the weight of the Index as of the Selection Day. Further, the cumulative weight of all components with a market capitalization of less than US \$100 million may not in the aggregate account for more than 10% of the weight of the Index as of the Selection Day.

As of January 15, 2021, the Index had 48 constituents, 42 of which were foreign companies. The three largest stocks and their weightings in the Index were Pan American Silver Corp 12.31%, Hecla Mining Co 11.43% and First Majestic Silver Corp 9.57%.

The Fund invests at least 80% of its total assets in the component securities of the Index and in ADRs and GDRs based on the component securities in the Index. The Fund may invest up to 20% of its total assets in securities that are not in the Fund's Index to the extent that the Fund's adviser believes such investments should help the Fund's overall portfolio track the Index.

The Fund rebalances its portfolio in accordance with its Index, and, therefore, any changes to the Index's rebalance schedule will result in corresponding changes to the Fund's rebalance schedule.

**Correlation:** Correlation is the extent to which the values of different types of investments move in tandem with one another in response to changing economic and market conditions. An index is a theoretical financial calculation, while the Fund is an actual investment portfolio. The performance of the Fund and the Index may vary somewhat due to transaction costs, asset valuations, foreign currency valuations, market impact, corporate actions (such as mergers and spin-offs), legal restrictions or limitations, illiquid or unavailable securities, and timing variances.

The Fund's investment adviser expects that, over time, the correlation between the Fund's performance and that of the Index, before fees and expenses, will exceed 95%. A correlation percentage of 100% would indicate perfect correlation. If the Fund uses a replication strategy, it can be expected to have greater correlation to the Index than if it uses a representative sampling strategy.

**Industry Concentration Policy:** The Fund will concentrate its investments (i.e., hold 25% or more of its net assets) in a particular industry or group of related industries to approximately the same extent that the Index is concentrated. As of January 15, 2021, the Index was concentrated in companies in the metals and mining industries group.

### **Principal Risks**

As with all funds, a shareholder is subject to the risk that his or her investment could lose money. The principal risks affecting shareholders' investments in the Fund are set forth below. An investment in the Fund is not a bank deposit and is not insured or guaranteed by the Federal Deposit Insurance Corporation or any government agency.

*Silver Exploration and Production Industry Concentration Risk:* The Fund concentrates its assets in an industry or group of related industries to the extent that the Index is so concentrated. Because the Index is expected to concentrate in the Silver Exploration & Production sub-industry of the Metals & Mining industry (in the Natural Resources/Minerals sector), the Fund's assets will be concentrated in, and will be more affected by the performance of, that sub-industry than a fund that is more diversified. The profitability of companies in the Silver Exploration & Production sub-industry is related to, among other things, the worldwide price of silver and the costs of extraction and production. Worldwide silver prices may fluctuate substantially over short periods of time, so the Fund's share price may be more volatile than other types of investments. Companies in the sub-industry may be adversely affected by economic conditions, tax treatment, government regulation and intervention, and world events in the regions in which the companies operate (e.g., expropriation, nationalization, confiscation of assets and property, repatriation of capital, military coups, social unrest). The price of the equity securities of silver mining companies and silver may not always be closely correlated. Investing in a silver company involves certain risks unrelated to an investment in silver as a commodity, including production costs, operational and managerial risk, and the possibility that the company will take measures to hedge or minimize its exposure to the volatility of the market price of silver.

*Smaller Companies Risk:* The Fund's Index may be composed primarily of, or have significant exposure to, securities of smaller companies. Smaller companies may be more vulnerable to adverse business or economic events than larger, more established companies, and may underperform other segments of the market or the equity market as a whole. The securities of smaller companies also tend to be bought and sold less frequently and at significantly lower trading volumes than the securities of larger companies. As a result, it may be more difficult for the Fund to buy or sell a significant amount of the securities of a smaller company without an adverse impact on the price of the company's securities, or the Fund may have to sell such securities in smaller quantities over a longer period of time, which may increase the Fund's tracking error.

*Non-Diversification Risk:* Because the Fund is "non-diversified," it may invest a greater percentage of its assets in the securities of a single issuer or a small number of issuers than if it was a diversified fund. As a result, a decline in the value of an investment in a single issuer or a small number of issuers could cause the Fund's overall value to decline to a greater degree than if the Fund held a more diversified portfolio. This may increase the Fund's volatility and have a greater impact on the Fund's performance.

*Foreign Investment Risk:* Returns on investments in foreign stocks could be more volatile than, or trail the returns on, investments in U.S. stocks.

*Currency Risk:* Indirect and direct exposure to foreign currencies subjects the Fund to the risk that currencies will decline in value relative to the U.S. dollar. Currency rates in foreign countries may fluctuate significantly over short periods of time for a number of reasons, including changes in interest rates and the imposition of currency controls or other political developments in the U.S. or abroad.

*Depository Receipts Risk:* The Fund may invest in depository receipts. Investment in ADRs and GDRs may be less liquid than the underlying shares in their primary trading market and GDRs, many of which are issued by companies in emerging markets, may be more volatile and less liquid than depository receipts issued by companies in more developed markets.

*Emerging Markets Securities Risk:* The Fund's investments may expose the Fund's portfolio to the risks of investing in emerging markets. Investments in emerging markets are subject to greater risk of loss than investments in developed markets. This is due to, among other things, greater market volatility, lower trading volume, political and economic instability, greater risk of market shutdown and more governmental limitations on foreign investments than typically found in developed markets.

*Foreign Market and Trading Risk:* The trading markets for many foreign securities are not as active as U.S. markets and may have less governmental regulation and oversight. Foreign markets also may have clearance and settlement procedures that make it difficult for the Fund to buy and sell securities. These factors could result in a loss to the Fund by causing the Fund to be unable to dispose of an investment or to miss an attractive investment opportunity, or by causing Fund assets to be uninvested for some period of time.

*Foreign Securities Risk:* The Fund invests a significant portion of its assets directly in securities of issuers based outside of the U.S., or in depository receipts that represent such securities. Investments in securities of non-U.S. issuers involve certain risks that may not be present with investments in securities of U.S. issuers, such as risk of loss due to foreign currency fluctuations or to political or economic instability, as well as varying regulatory requirements applicable to investments in non-U.S. issuers. There may be less information publicly available about a non-U.S. issuer than a U.S. issuer. Non-U.S. issuers may also be subject to different regulatory, accounting, auditing, financial reporting and investor protection standards than U.S. issuers.

*Political and Economic Risk:* The Fund is subject to foreign political and economic risk not associated with U.S. investments, meaning that political events, social and economic events and natural disasters occurring in a country where the Fund invests could cause the Fund's investments in that country to experience gains or losses.

*Geographic Risk:* Funds that are less diversified across countries or geographic regions are generally riskier than more geographically diversified funds and risks associated with such countries or geographic regions may negatively affect the Fund.

*Canada-Specific Risk:* Because investments in the Silver Exploration & Production sub-industry may be geographically concentrated in Canadian companies or companies that have a significant presence in Canada, investment results could be dependent on the financial condition of the Canadian economy. The Canadian economy is reliant on the sale of natural resources and commodities, which can pose risks such as the fluctuation of prices and the variability of demand for exportation of such products. Changes in spending on Canadian products by the economies of other countries or changes in any of these economies may cause a significant impact on the Canadian economy.

The remaining principal risks are presented in alphabetical order. Each risk summarized below is considered a "principal risk" of investing in the Fund, regardless of the order in which it appears.

*Concentration Risk:* The Fund's investments will be concentrated in an industry or group of industries to the extent the Index is so concentrated. To the extent the Fund invests more heavily in particular industries, groups of industries, or sectors of the economy, its performance will be especially sensitive to developments that significantly affect those industries, groups of industries, or sectors of

the economy, and the value of Fund shares may rise and fall more than the value of shares that invest in securities of companies in a broader range of industries or sectors.

*Equity Market Risk:* The equity securities held in the Fund's portfolio may experience sudden, unpredictable drops in value or long periods of decline in value. This may occur because of factors that affect securities markets generally or factors affecting specific issuers, industries, or sectors in which the Fund invests such as political, market and economic developments, as well as events that impact specific issuers. Additionally, natural or environmental disasters, widespread disease or other public health issues, war, acts of terrorism or other events could result in increased premiums or discounts to the Fund's NAV.

*ETF Risks:*

*Absence of an Active Market Risk:* Although the Fund's shares are approved for listing on the Exchange, there can be no assurance that an active trading market will develop and be maintained for Fund shares. There can be no assurance that the Fund will grow to or maintain an economically viable size, in which case the Fund may experience greater tracking error to its Index than it otherwise would at higher asset levels or the Fund may ultimately liquidate.

*Authorized Participants, Market Makers and Liquidity Providers Concentration Risk:* The Fund has a limited number of financial institutions that may act as Authorized Participants ("APs"), none of which are obligated to engage in creation and/or redemption transactions. In addition, there may be a limited number of market makers and/or liquidity providers in the marketplace. To the extent either of the following events occur, there may be a significantly diminished trading market for Fund shares and shares may trade at a material discount to NAV and possibly face delisting: (i) APs exit the business or otherwise become unable to process creation and/or redemption orders and no other APs step forward to perform these services, or (ii) market makers and/or liquidity providers exit the business or significantly reduce their business activities and no other entities step forward to perform their functions. The risks associated with limited APs may be heightened in scenarios where APs have limited or diminished access to the capital required to post collateral.

*Costs of Buying or Selling Shares Risk:* Investors buying or selling Fund shares in the secondary market will pay brokerage commissions or other charges imposed by brokers as determined by the applicable broker. Brokerage commissions are often a fixed amount and may be a significant proportional cost for investors seeking to buy or sell relatively small amounts of shares.

*Fluctuation of NAV Risk:* The NAV of Fund shares will generally fluctuate with changes in the market value of the Fund's securities holdings. The market prices of shares will generally fluctuate in accordance with changes in the Fund's NAV and supply and demand of shares on the Exchange. It cannot be predicted whether Fund shares will trade below, at or above their NAV. During periods of unusual volatility or market disruptions, market prices of Fund shares may deviate significantly from the market value of the Fund's securities holdings or the NAV of Fund shares. As a result, investors in the Fund may pay significantly more or receive significantly less for Fund shares than the value of the Fund's underlying securities or the NAV of Fund shares.

*Market Trading Risk:* An investment in the Fund faces numerous market trading risks, including the potential lack of an active market for Fund shares, losses from trading in secondary markets, periods of high volatility and disruption in the creation/redemption process of the Fund. Any of these factors, among others, may lead to the Fund's shares trading at a premium or discount to NAV.

*Trading Issues Risk:* Although Fund shares are listed for trading on the NYSE Arca, Inc. (the "Exchange"), there can be no assurance that an active trading market for such shares will be maintained. Trading in Fund shares may be halted due to market conditions or for reasons that, in the view of the Exchange, make trading in shares inadvisable. There can be no assurance that the requirements of the Exchange necessary to maintain the listing of any Fund will continue to be met or will remain unchanged or that the shares will trade with any volume, or at all. Further, secondary markets may be subject to erratic trading activity, wide bid/ask spreads and extended trade settlement periods in times of market stress because market makers and Authorized Participants may step away from making a market in Fund shares and in executing creation and redemption orders, which could cause a material deviation in the Fund's market price from its NAV.

*Management Risk:* While the Fund is not actively managed, the Fund is subject to the risks associated with decisions made by the Fund's investment adviser if the Fund utilizes a representative sampling strategy or to the extent the Fund's investment adviser makes decisions regarding the investment of collateral from securities on loan.

*Models and Data Risk:* The Index relies heavily on proprietary quantitative models as well as information and data supplied by third parties ("Models and Data"). When Models and Data prove to be incorrect or incomplete, any decisions by the Index made in reliance thereon expose the Fund to potential risks as the Fund tracks the Index.

*Natural Disaster/Epidemic Risk:* Natural or environmental disasters, such as earthquakes, fires, floods, hurricanes, tsunamis and other severe weather-related phenomena generally, and widespread disease, including pandemics and epidemics, have been and may be highly disruptive to economies and markets, adversely impacting individual companies, sectors, industries, markets, currencies, interest and inflation rates, credit ratings, investor sentiment, and other factors affecting the value of the Fund's investments. Given the

increasing interdependence among global economies and markets, conditions in one country, market, or region are increasingly likely to adversely affect markets, issuers, and/or foreign exchange rates in other countries, including the U.S. Any such events could have a significant adverse impact on the value of the Fund's investments.

*Passive Investment Risk:* The Fund is not actively managed and therefore would not sell an equity security due to current or projected underperformance of a security, industry or sector, unless that security is removed from the Index. Unlike with an actively managed fund, the Adviser does not use techniques or defensive strategies designed to lessen the effects of market volatility or to reduce the impact of periods of market decline. This means that, based on market and economic conditions, the Fund's performance could be lower than other types of funds that may actively shift their portfolio assets to take advantage of market opportunities or to lessen the impact of a market decline.

*Reliance on Trading Partners Risk:* The Fund invests in some economies that are heavily dependent upon trading with key partners. Any reduction in this trading may cause an adverse impact on the economy in which the Fund invests.

*Rule 144A Securities Risk:* Rule 144A securities are restricted securities that can be purchased only by "qualified institutional buyers," as defined under the Securities Act. The market for Rule 144A securities typically is less active than the market for publicly-traded securities. As such, investing in Rule 144A securities may reduce the liquidity of the Fund's investments, and the Fund may be unable to sell the security at the desired time or price, if at all. The purchase price and subsequent valuation of Rule 144A securities normally reflect a discount, which may be significant, from the market price of comparable unrestricted securities for which a liquid trading market exists. A restricted security that was liquid at the time of purchase may subsequently become illiquid and its value may decline as a result. In addition, transaction costs may be higher for restricted securities than for more liquid securities. The Fund may also have to bear the expense of registering the securities for resale and the risk of substantial delays in effecting the registration.

*Tax Risk:* To qualify for the favorable tax treatment generally available to regulated investment companies, the Fund must satisfy certain diversification requirements under the Internal Revenue Code of 1986, as amended (the "Code"). In particular, the Fund generally may not acquire a security if, as a result of the acquisition, more than 50% of the value of the Fund's assets would be invested in (a) issuers in which the Fund has, in each case, invested more than 5% of the Fund's assets and (b) issuers more than 10% of whose outstanding voting securities are owned by the Fund. Given the concentration of the Index in a relatively small number of securities, it may not be possible for the Fund to fully implement a replication strategy or a representative sampling strategy while satisfying these diversification requirements. The Fund's efforts to satisfy the diversification requirements may cause the Fund's return to deviate from that of the Index, and the Fund's efforts to replicate the Index may cause it inadvertently to fail to satisfy the diversification requirements. If the Fund were to fail to qualify as a regulated investment company, it would be taxed in the same manner as an ordinary corporation, and distributions to its shareholders would not be deductible by the Fund in computing its taxable income.

*Tracking Error Risk:* The Fund's return may not match or achieve a high degree of correlation with the return of the Index. To the extent the Fund utilizes a sampling approach, it may experience tracking error to a greater extent than if the Fund sought to replicate the Index. In addition, in order to minimize the market impact of an Index rebalance, the Fund may begin trading to effect the rebalance in advance of the effective date of the rebalance and continue trading after the effective date of the rebalance, which may contribute to tracking error.

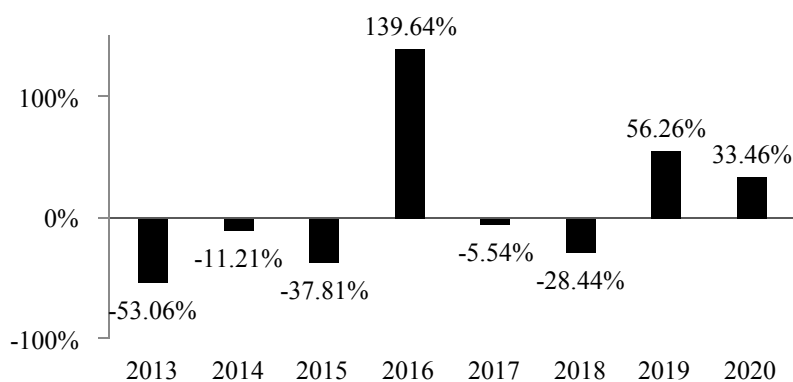
*Valuation Risk:* The sales price that the Fund could receive for a security may differ from the Fund's valuation of the security and may differ from the value used by the Index, particularly for securities that trade in low volume or volatile markets or that are valued using a fair value methodology. In addition, the value of the securities in the Fund's portfolio may change on days when shareholders will not be able to purchase or sell the Fund's shares.

### **Performance Information**

The following information provides some indication of the risks of investing in the Fund. The bar chart shows the annual return for the Fund from year to year. The table shows how the Fund's average annual returns for one year, five years, and since inception compare with those of the Index and a broad measure of market performance. The Fund's past performance, before and after taxes, is not necessarily an indication of how the Fund will perform in the future. Updated performance information is available on the Fund's website at [www.etfmg.com](http://www.etfmg.com) or by calling 1-844-383-6477.



### Calendar Year Total Returns as of December 31



During the period of time shown in the bar chart, the Fund’s highest return for a calendar quarter was 77.11% (quarter ended June 30, 2020) and the Fund’s lowest return for a calendar quarter was -45.33% (quarter ended March 31, 2020).

Average Annual Total Returns (for the periods ended December 31, 2020)	1 Year	5 Years	Since Inception 11/28/2012
<b>ETFMG Prime Junior Silver Miners ETF</b>			
Return Before Taxes	33.46%	27.56%	-1.64%
Return After Taxes on Distributions	32.70%	27.08%	-2.00%
Return After Taxes on Distributions and Sale of Fund Shares	19.76%	22.69%	-1.42%
<b>ISE Junior Silver (Small Cap Miners/Explorers) Index / Prime Junior Silver Miners &amp; Explorers Index<sup>1</sup></b> (reflects no deduction for fees, expenses or taxes)			
	33.82%	29.08%	-0.63%
<b>S&amp;P 500 Index</b> (reflects no deduction for fees, expenses or taxes)			
	18.40%	15.22%	15.20%

<sup>1</sup> The table reflects performance of the ISE Junior Silver (Small Cap Miners/Explorers)<sup>TM</sup> Index through August 1, 2017 and the Prime Junior Silver Miners & Explorers Index thereafter.

After-tax returns are calculated using the highest historical individual federal marginal income tax rates and do not reflect the impact of state and local taxes. Actual after-tax returns depend on your tax situation and may differ from those shown and are not relevant if you hold your shares through tax-deferred arrangements, such as 401(k) plans or individual retirement accounts. In some cases, the return after taxes may exceed the return before taxes due to an assumed tax benefit from any losses on a sale of Fund shares at the end of the measurement period.

#### **Investment Adviser**

ETF Managers Group LLC, (the “Adviser”) serves as the investment adviser to the Fund.

#### **Portfolio Managers**

Samuel R. Masucci, III, Chief Executive Officer of the Adviser, has been the Fund’s portfolio manager since January 2018. Frank Vallario, Chief Investment Officer of the Adviser, and Donal Bishnoi, Portfolio Manager of the Adviser, have been the Fund's portfolio managers since September 2019. Devin Ryder, Portfolio Manager of the Adviser, has been the Fund’s portfolio manager since May 2018.

For important information about the purchase and sale of Fund shares, tax information, and financial intermediary compensation, please turn to “Summary Information about Purchases, Sales, Taxes, and Financial Intermediary Compensation” on page 37 of the Prospectus.

## ETFMG PRIME MOBILE PAYMENTS ETF — FUND SUMMARY

### **Investment Objective**

The ETFMG Prime Mobile Payments ETF (the “Fund” or the “Mobile Payments ETF”) seeks to provide investment results that, before fees and expenses, correspond generally to the total return performance of the Prime Mobile Payments Index (the “Index”).

### **Fees and Expenses**

The following table describes the fees and expenses you may pay if you buy, hold, and sell shares of the Fund (“Shares”). This table and the Example below do not include the brokerage commissions and other fees to financial intermediaries that investors may pay on their purchases and sales of Shares.

#### **Annual Fund Operating Expenses (expenses that you pay each year as a percentage of the value of your investment)**

Management Fee	0.75 %
Distribution and Service (12b-1) Fees	None
Other Expenses	0.00 %
Total Annual Fund Operating Expenses	0.75 %

### **Example**

This Example is intended to help you compare the cost of investing in the Fund with the cost of investing in other funds. The Example assumes that you invest \$10,000 in the Fund for the time periods indicated and then redeem all of your shares at the end of those periods. The Example also assumes that your investment has a 5% return each year and that the Fund’s operating expenses remain the same. This Example does not take into account the brokerage commissions that you may pay on your purchases and sales of Shares. Although your actual costs may be higher or lower, based on these assumptions your cost would be:

<b>1 Year</b>	<b>3 Years</b>	<b>5 Years</b>	<b>10 Years</b>
\$77	\$240	\$417	\$930

### **Portfolio Turnover**

The Fund pays transaction costs, such as commissions, when it buys and sells securities (or “turns over” its portfolio). A higher portfolio turnover rate may indicate higher transaction costs and may result in higher taxes when the Fund shares are held in a taxable account. These costs, which are not reflected in annual fund operating expenses or in the example, affect the Fund’s performance. For the fiscal year ended September 30, 2020, the Fund’s portfolio turnover rate was 19% of the average value of its portfolio.

### **Principal Investment Strategies**

The Fund uses a “passive” or indexing approach to try to achieve the Fund’s investment objective. Unlike many investment companies, the Fund does not try to “beat” the Index and does not seek temporary defensive positions when markets decline or appear overvalued.

The Fund uses a replication strategy. A replication strategy is an indexing strategy that involves investing in the securities of the Index in approximately the same proportions as in the Index. However, the Fund may utilize a representative sampling strategy with respect to the Index when a replication strategy might be detrimental to shareholders, such as when there are practical difficulties or substantial costs involved in compiling a portfolio of equity securities to follow the Index, in instances in which a security in the Index becomes temporarily illiquid, unavailable or less liquid, or as a result of legal restrictions or limitations (such as tax diversification requirements) that apply to the Fund but not the Index.

The Index tracks the performance of the exchange-listed equity securities (or corresponding American Depositary Receipts (“ADRs”) or Global Depositary Receipts (“GDRs”)) of companies across the globe that (i) engage in providing payment processing services or applications, (ii) provide payment solutions, (iii) build or provide payment industry architecture, infrastructure or software, or (iv) provide services as a credit card network (collectively, “Mobile Payment Companies”).

Mobile Payment Companies are identified by Prime Indexes (the “Index Provider”), an independent index provider that is not affiliated with the Fund’s investment adviser. The Index Provider utilizes issuer financial statements and other public filings and reports, as well as third-party industry research, reports, and analyses, to identify Mobile Payment Companies around the world that meet the Index’s criteria for inclusion. Mobile Payment Companies are then screened for investibility (*e.g.*, must not be listed on an exchange in a country which employs certain restrictions on foreign capital investment), a minimum market capitalization of \$500 million for new component companies and \$100 million for existing component companies, and an operating company structure (as opposed to a pass-through security).

The Index Provider may exclude companies that meet the criteria for inclusion in the Index or include companies that do not meet such criteria if it determines that including or excluding them would be contrary to the objective of the Index (*e.g.*, their inclusion

would negatively affect the investibility of the Index, the company's economic fortunes are predominantly driven by a business not related to that of a Mobile Payments Company, the company is expected to meet the inclusion criteria in the immediate future and plays an important role in the mobile payments industry).

The Index has a quarterly review in March, June, September, and December of each year at which times the Index is reconstituted and rebalanced by the Index Provider. The composition of the Index and the constituent weights are determined on the two Thursdays before the second Friday of each March, June, September, and December (or the next business day if this is a non-business day) (the "Selection Day"). Component changes are made after the market close on the third Friday of March, June, September, and December (or the next business day if the third Friday is not a business day) and become effective at the market opening on the next trading day. The Index is developed and owned by the Index Provider, and the Index is calculated and maintained by Solactive AG. The Index Provider is independent of Solactive AG, the Fund, and the Fund's investment adviser.

The Index constituents are weighted according to a modified market capitalization weighting methodology. Constituent weightings are "modified" in that each constituent weighting is capped at 6% of the Index and the cumulative weight of all constituents with an individual weight of 5% or greater may not in the aggregate account for more than 50% of the weight of the Index as of the Selection Day. In addition, constituents with a market capitalization of less than US \$1 billion as of the Selection Day will have their weight reduced by 55–85% depending on their specific market capitalization. The weight of any individual Index constituent whose weight is reduced due to the above-described limits will be redistributed equally among all other Index constituents whose weights are not in excess of such limits.

As of January 15, 2021, the Index had 43 constituents, 20 of which were foreign companies, and the three largest stocks and their weightings in the Index were PayPal Holdings Inc. 6.44%, Square Inc. 6.38%, and American Express Company 5.71%.

The Fund invests at least 80% of its total assets, exclusive of collateral held from securities lending, in the component securities of the Index and in ADRs and GDRs based on the component securities in the Index. The Fund may invest up to 20% of its total assets in securities that are not in the Fund's Index to the extent that the Fund's adviser believes such investments should help the Fund's overall portfolio track the Index.

The Fund may lend its portfolio securities to brokers, dealers, and other financial organizations. These loans, if and when made, may not exceed 33 1/3% of the total asset value of the Fund (including the loan collateral). By lending its securities, the Fund may increase its income by receiving payments from the borrower.

The Fund rebalances its portfolio in accordance with its Index, and, therefore, any changes to the Index's rebalance schedule will result in corresponding changes to the Fund's rebalance schedule.

**Correlation:** Correlation is the extent to which the values of different types of investments move in tandem with one another in response to changing economic and market conditions. An index is a theoretical financial calculation, while the Fund is an actual investment portfolio. The performance of the Fund and the Index may vary somewhat due to transaction costs, asset valuations, foreign currency valuations, market impact, corporate actions (such as mergers and spin-offs), legal restrictions or limitations, illiquid or unavailable securities, and timing variances.

The Fund's investment adviser expects that, over time, the correlation between the Fund's performance and that of the Index, before fees and expenses, will exceed 95%. A correlation percentage of 100% would indicate perfect correlation. If the Fund uses a replication strategy, it can be expected to have greater correlation to the Index than if it uses a representative sampling strategy.

**Industry Concentration Policy:** The Fund will concentrate its investments (*i.e.*, hold 25% or more of its net assets) in a particular industry or group of related industries to approximately the same extent that the Index is concentrated. As of January 15, 2021, the Index was concentrated in companies in the information technology services industry.

### **Principal Risks**

As with all funds, a shareholder is subject to the risk that his or her investment could lose money. The principal risks affecting shareholders' investments in the Fund are set forth below. An investment in the Fund is not a bank deposit and is not insured or guaranteed by the Federal Deposit Insurance Corporation or any government agency.

*Mobile Payment Companies Risk:* Mobile Payment Companies face intense competition, both domestically and internationally, and are subject to increasing regulatory constraints, particularly with respect to fees, competition and anti-trust matters, cybersecurity and privacy. Mobile Payment Companies may be highly dependent on their ability to enter into agreements with merchants and other third parties to utilize a particular payment method, system, software or service, and such agreements may be subject to increased regulatory scrutiny. Additionally, certain Mobile Payment Companies have recently faced increased costs related to class-action litigation challenging such agreements. Such factors may adversely affect the profitability and value of such companies.

*Non-Diversification Risk:* Because the Fund is "non-diversified," it may invest a greater percentage of its assets in the securities of a single issuer or a small number of issuers than if it was a diversified fund. As a result, a decline in the value of an investment in a single issuer or a small number of issuers could cause the Fund's overall value to decline to a greater degree than if the Fund held a more diversified portfolio. This may increase the Fund's volatility and have a greater impact on the Fund's performance.

*Foreign Investment Risk:* Returns on investments in foreign stocks could be more volatile than, or trail the returns on, investments in U.S. stocks.

*Currency Risk:* Indirect and direct exposure to foreign currencies subjects the Fund to the risk that currencies will decline in value relative to the U.S. dollar. Currency rates in foreign countries may fluctuate significantly over short periods of time for a number of reasons, including changes in interest rates and the imposition of currency controls or other political developments in the U.S. or abroad.

*Depository Receipts Risk:* The Fund may invest in depository receipts. Investment in ADRs and GDRs may be less liquid than the underlying shares in their primary trading market and GDRs, many of which are issued by companies in emerging markets, may be more volatile and less liquid than depository receipts issued by companies in more developed markets.

*Emerging Markets Securities Risk:* The Fund's investments may expose the Fund's portfolio to the risks of investing in emerging markets. Investments in emerging markets are subject to greater risk of loss than investments in developed markets. This is due to, among other things, greater market volatility, lower trading volume, political and economic instability, greater risk of market shutdown and more governmental limitations on foreign investments than typically found in developed markets.

*Foreign Market and Trading Risk:* The trading markets for many foreign securities are not as active as U.S. markets and may have less governmental regulation and oversight. Foreign markets also may have clearance and settlement procedures that make it difficult for the Fund to buy and sell securities. These factors could result in a loss to the Fund by causing the Fund to be unable to dispose of an investment or to miss an attractive investment opportunity, or by causing Fund assets to be uninvested for some period of time.

*Foreign Securities Risk:* The Fund invests a significant portion of its assets directly in securities of issuers based outside of the U.S., or in depository receipts that represent such securities. Investments in securities of non-U.S. issuers involve certain risks that may not be present with investments in securities of U.S. issuers, such as risk of loss due to foreign currency fluctuations or to political or economic instability, as well as varying regulatory requirements applicable to investments in non-U.S. issuers. There may be less information publicly available about a non-U.S. issuer than a U.S. issuer. Non-U.S. issuers may also be subject to different regulatory, accounting, auditing, financial reporting and investor protection standards than U.S. issuers.

*Political and Economic Risk:* The Fund is subject to foreign political and economic risk not associated with U.S. investments, meaning that political events, social and economic events and natural disasters occurring in a country where the Fund invests could cause the Fund's investments in that country to experience gains or losses. The Fund also could be unable to enforce its ownership rights or pursue legal remedies in countries where it invests.

*Privatization Risk:* Several foreign countries in which the Fund invests have begun a process of privatizing certain entities and industries. Privatized entities may lose money or be re-nationalized.

*Smaller Companies Risk:* The Fund's Index may be composed primarily of, or have significant exposure to, securities of smaller companies. Smaller companies may be more vulnerable to adverse business or economic events than larger, more established companies, and may underperform other segments of the market or the equity market as a whole. The securities of smaller companies also tend to be bought and sold less frequently and at significantly lower trading volumes than the securities of larger companies. As a result, it may be more difficult for the Fund to buy or sell a significant amount of the securities of a smaller company without an adverse impact on the price of the company's securities, or the Fund may have to sell such securities in smaller quantities over a longer period of time, which may increase the Fund's tracking error.

*Technology Companies Risk:* Companies in the technology field, including companies in the computers, telecommunications and electronics industries, face intense competition, which may have an adverse effect on profit margins. Technology companies may have limited product lines, markets, financial resources or personnel. The products of technology companies may face obsolescence due to rapid technological developments and frequent new product introduction, and such companies may face unpredictable changes in growth rates, competition for the services of qualified personnel and competition from foreign competitors with lower production costs. Companies in the technology sector are heavily dependent on patent and intellectual property rights. The loss or impairment of these rights may adversely affect the profitability of these companies.

The remaining principal risks are presented in alphabetical order. Each risk summarized below is considered a "principal risk" of investing in the Fund, regardless of the order in which it appears.

*Concentration Risk:* The Fund's investments will be concentrated in an industry or group of industries to the extent the Index is so concentrated. To the extent the Fund invests more heavily in particular industries, groups of industries, or sectors of the economy, its performance will be especially sensitive to developments that significantly affect those industries, groups of industries, or sectors of the economy, and the value of Fund shares may rise and fall more than the value of shares that invest in securities of companies in a broader range of industries or sectors.

*Equity Market Risk:* The equity securities held in the Fund's portfolio may experience sudden, unpredictable drops in value or long periods of decline in value. This may occur because of factors that affect securities markets generally or factors affecting specific issuers, industries, or sectors in which the Fund invests such as political, market and economic developments, as well as events that impact specific issuers. Additionally, natural or environmental disasters, widespread disease or other public health issues, war, acts of terrorism or other events could result in increased premiums or discounts to the Fund's NAV.

*ETF Risks:*

*Absence of an Active Market Risk:* Although the Fund's shares are approved for listing on the Exchange, there can be no assurance that an active trading market will develop and be maintained for Fund shares. There can be no assurance that the Fund will grow to or maintain an economically viable size, in which case the Fund may experience greater tracking error to its Index than it otherwise would at higher asset levels or the Fund may ultimately liquidate.

*Authorized Participants, Market Makers and Liquidity Providers Concentration Risk:* The Fund has a limited number of financial institutions that may act as Authorized Participants ("APs"), none of which are obligated to engage in creation and/or redemption transactions. In addition, there may be a limited number of market makers and/or liquidity providers in the marketplace. To the extent either of the following events occur, there may be a significantly diminished trading market for Fund shares and shares may trade at a material discount to NAV and possibly face delisting: (i) APs exit the business or otherwise become unable to process creation and/or redemption orders and no other APs step forward to perform these services, or (ii) market makers and/or liquidity providers exit the business or significantly reduce their business activities and no other entities step forward to perform their functions. The risks associated with limited APs may be heightened in scenarios where APs have limited or diminished access to the capital required to post collateral.

*Costs of Buying or Selling Shares Risk:* Investors buying or selling Fund shares in the secondary market will pay brokerage commissions or other charges imposed by brokers as determined by the applicable broker. Brokerage commissions are often a fixed amount and may be a significant proportional cost for investors seeking to buy or sell relatively small amounts of shares.

*Fluctuation of NAV Risk:* The NAV of Fund shares will generally fluctuate with changes in the market value of the Fund's securities holdings. The market prices of shares will generally fluctuate in accordance with changes in the Fund's NAV and supply and demand of shares on the Exchange. It cannot be predicted whether Fund shares will trade below, at or above their NAV. During periods of unusual volatility or market disruptions, market prices of Fund shares may deviate significantly from the market value of the Fund's securities holdings or the NAV of Fund shares. As a result, investors in the Fund may pay significantly more or receive significantly less for Fund shares than the value of the Fund's underlying securities or the NAV of Fund shares.

*Market Trading Risk:* An investment in the Fund faces numerous market trading risks, including the potential lack of an active market for Fund shares, losses from trading in secondary markets, periods of high volatility and disruption in the creation/redemption process of the Fund. Any of these factors, among others, may lead to the Fund's shares trading at a premium or discount to NAV.

*Trading Issues Risk:* Although Fund shares are listed for trading on the NYSE Arca, Inc. (the "Exchange"), there can be no assurance that an active trading market for such shares will be maintained. Trading in Fund shares may be halted due to market conditions or for reasons that, in the view of the Exchange, make trading in shares inadvisable. There can be no assurance that the requirements of the Exchange necessary to maintain the listing of any Fund will continue to be met or will remain unchanged or that the shares will trade with any volume, or at all. Further, secondary markets may be subject to erratic trading activity, wide bid/ask spreads and extended trade settlement periods in times of market stress because market makers and Authorized Participants may step away from making a market in Fund shares and in executing creation and redemption orders, which could cause a material deviation in the Fund's market price from its NAV.

*Management Risk:* While the Fund is not actively managed, the Fund is subject to the risks associated with decisions made by the Fund's investment adviser if the Fund utilizes a representative sampling strategy or to the extent the Fund's investment adviser makes decisions regarding the investment of collateral from securities on loan.

*Models and Data Risk:* The Index relies heavily on proprietary quantitative models as well as information and data supplied by third parties ("Models and Data"). When Models and Data prove to be incorrect or incomplete, any decisions by the Index made in reliance thereon expose the Fund to potential risks as the Fund tracks the Index.

*Natural Disaster/Epidemic Risk:* Natural or environmental disasters, such as earthquakes, fires, floods, hurricanes, tsunamis and other severe weather-related phenomena generally, and widespread disease, including pandemics and epidemics, have been and may be highly disruptive to economies and markets, adversely impacting individual companies, sectors, industries, markets, currencies, interest and inflation rates, credit ratings, investor sentiment, and other factors affecting the value of the Fund's investments. Given the increasing interdependence among global economies and markets, conditions in one country, market, or region are increasingly likely to adversely affect markets, issuers, and/or foreign exchange rates in other countries, including the U.S. Any such events could have a significant adverse impact on the value of the Fund's investments.

*Passive Investment Risk:* The Fund is not actively managed and therefore would not sell an equity security due to current or projected underperformance of a security, industry or sector, unless that security is removed from the Index. Unlike with an actively managed fund, the Adviser does not use techniques or defensive strategies designed to lessen the effects of market volatility or to reduce the impact of periods of market decline. This means that, based on market and economic conditions, the Fund's performance could be lower than other types of funds that may actively shift their portfolio assets to take advantage of market opportunities or to lessen the impact of a market decline.

*Rule 144A Securities Risk:* Rule 144A securities are restricted securities that can be purchased only by "qualified institutional buyers," as defined under the Securities Act. The market for Rule 144A securities typically is less active than the market for publicly-traded securities. As such, investing in Rule 144A securities may reduce the liquidity of the Fund's investments, and the Fund may be unable to sell the security at the desired time or price, if at all. The purchase price and subsequent valuation of Rule 144A securities normally reflect a discount, which may be significant, from the market price of comparable unrestricted securities for which a liquid trading market exists. A restricted security that was liquid at the time of purchase may subsequently become illiquid and its value may decline as a result. In addition, transaction costs may be higher for restricted securities than for more liquid securities. The Fund may also have to bear the expense of registering the securities for resale and the risk of substantial delays in effecting the registration.

*Securities Lending Risk:* The Fund may engage in securities lending. The Fund may lose money if the borrower of the loaned securities delays returning in a timely manner or fails to return the loaned securities. Securities lending involves the risk that the Fund could lose money in the event of a decline in the value of collateral provided for loaned securities. In addition, the Fund bears the risk of loss in connection with its investment of the cash collateral it receives from a borrower. To the extent that the value or return of the Fund's investment of the cash collateral declines below the amount owed to the borrower, the Fund may incur losses that exceed the amount it earned on lending the security.

*Tax Risk:* To qualify for the favorable tax treatment generally available to regulated investment companies, the Fund must satisfy certain diversification requirements under the Internal Revenue Code of 1986, as amended (the "Code"). In particular, the Fund generally may not acquire a security if, as a result of the acquisition, more than 50% of the value of the Fund's assets would be invested in (a) issuers in which the Fund has, in each case, invested more than 5% of the Fund's assets and (b) issuers more than 10% of whose outstanding voting securities are owned by the Fund. When the Index is concentrated in a relatively small number of securities, it may not be possible for the Fund to fully implement a replication strategy or a representative sampling strategy while satisfying these diversification requirements. The Fund's efforts to satisfy the diversification requirements may cause the Fund's return to deviate from that of the Index, and the Fund's efforts to replicate the Index may cause it inadvertently to fail to satisfy the diversification requirements. If the Fund were to fail to qualify as a regulated investment company, it would be taxed in the same manner as an ordinary corporation, and distributions to its shareholders would not be deductible by the Fund in computing its taxable income.

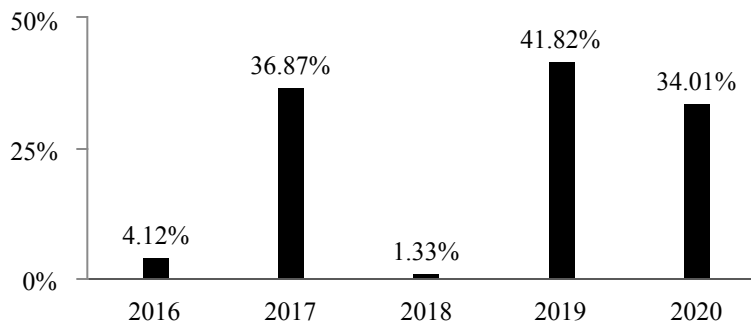
*Tracking Error Risk:* The Fund's return may not match or achieve a high degree of correlation with the return of the Index. To the extent the Fund utilizes a sampling approach, it may experience tracking error to a greater extent than if the Fund sought to replicate the Index. In addition, in order to minimize the market impact of an Index rebalance, the Fund may begin trading to effect the rebalance in advance of the effective date of the rebalance and continue trading after the effective date of the rebalance, which may contribute to tracking error.

*Valuation Risk:* The sales price that the Fund could receive for a security may differ from the Fund's valuation of the security and may differ from the value used by the Index, particularly for securities that trade in low volume or volatile markets or that are valued using a fair value methodology. In addition, the value of the securities in the Fund's portfolio may change on days when shareholders will not be able to purchase or sell the Fund's shares.

### **Performance Information**

The following information provides some indication of the risks of investing in the Fund. The bar chart shows the annual return for the Fund. The table shows how the Fund's average annual returns for one year, five years, and since inception compare with those of the Index and a broad measure of market performance. The Fund's past performance, before and after taxes, is not necessarily an indication of how the Fund will perform in the future. Updated performance information is available on the Fund's website at [www.etfmg.com](http://www.etfmg.com) or by calling 1-844-383-6477.

**Calendar Year Total Returns as of December 31,**



During the period of time shown in the bar chart, the Fund’s highest return for a calendar quarter was 31.11% (quarter ended June 30, 2020) and the Fund’s lowest return for a calendar quarter was -24.61% (quarter ended March 31, 2020).

<b>Average Annual Total Returns</b> (for periods ended December 31, 2020)	<b>1 Year</b>	<b>5 Years</b>	<b>Since Inception 7/15/2015</b>
<b>ETFMG Prime Mobile Payments ETF</b>			
Return Before Taxes	34.01%	22.38%	19.90%
Return After Taxes on Distributions	34.01%	22.30%	19.83%
Return After Taxes on Distributions and Sale of Fund Shares	20.14%	18.39%	16.36%
<b>ISE Mobile Payments™ Index/Prime Mobile Payments Index<sup>1</sup></b> (reflects no deduction for fees, expenses or taxes)			
	34.96%	23.10%	20.64%
<b>S&amp;P 500 Index</b> (reflects no deduction for fees, expenses or taxes)			
	18.40%	15.22%	13.42%

<sup>1</sup> The table reflects performance of the ISE Mobile Payments™ Index through August 1, 2017 and the Prime Mobile Payments Index thereafter.

After-tax returns are calculated using the highest historical individual federal marginal income tax rates and do not reflect the impact of state and local taxes. Actual after-tax returns depend on your tax situation and may differ from those shown and are not relevant if you hold your shares through tax-deferred arrangements, such as 401(k) plans or individual retirement accounts.

**Investment Adviser**

ETF Managers Group LLC (the “Adviser”) serves as the investment adviser to the Fund.

**Portfolio Managers**

Samuel R. Masucci, III, Chief Executive Officer of the Adviser, has been the Fund’s portfolio manager since January 2018. Frank Vallario, Chief Investment Officer of the Adviser, and Donal Bishnoi, Portfolio Manager of the Adviser, have been the Fund’s portfolio managers since September 2019. Devin Ryder, Portfolio Manager of the Adviser, has been the Fund’s portfolio manager since May 2018.

For important information about the purchase and sale of Fund shares, tax information, and financial intermediary compensation, please turn to “Summary Information about Purchases, Sales, Taxes, and Financial Intermediary Compensation” on page 37 of the Prospectus.

## ETFMG SIT ULTRA SHORT ETF — FUND SUMMARY

### **Investment Objective**

The ETFMG Sit Ultra Short ETF (the “Fund” or the “Ultra Short ETF”) seeks maximum current income to the extent consistent with preserving capital and maintaining liquidity.

### **Fees and Expenses**

The following table describes the fees and expenses you may pay if you buy, hold, and sell shares of the Fund (“Shares”). This table and the Example below do not include the brokerage commissions and other fees to financial intermediaries that investors may pay on their purchases and sales of Shares.

#### **Annual Fund Operating Expenses (expenses that you pay each year as a percentage of the value of your investment)**

Management Fee	0.30 %
Distribution and Service (12b-1) Fees	None
Other Expenses	0.00 %
Acquired Fund Fees and Expenses	0.00 %
Total Annual Fund Operating Expenses	<u>0.30 %</u>

### **Example**

This Example is intended to help you compare the cost of investing in the Fund with the cost of investing in other funds. The Example assumes that you invest \$10,000 in the Fund for the time periods indicated and then redeem all of your shares at the end of those periods. The Example also assumes that your investment has a 5% return each year and that the Fund’s operating expenses remain the same. This Example does not take into account the brokerage commissions that you may pay on your purchases and sales of Shares. Although your actual costs may be higher or lower, based on these assumptions your cost would be:

<b>1 Year</b>	<b>3 Years</b>	<b>5 Years</b>	<b>10 Years</b>
\$31	\$97	\$169	\$381

### **Portfolio Turnover**

The Fund pays transaction costs, such as commissions, when it buys and sells securities (or “turns over” its portfolio). A higher portfolio turnover rate may indicate higher transaction costs and may result in higher taxes when the Fund shares are held in a taxable account. These costs, which are not reflected in annual fund operating expenses or in the example, affect the Fund’s performance. For the fiscal year ended September 30, 2020, the Fund’s portfolio turnover rate was 132% of the average value of its portfolio.

### **Principal Investment Strategies**

The Fund is an actively managed exchange-traded fund (“ETF”) that seeks to achieve its investment objective by investing in a diversified portfolio of high-quality short-term U.S. dollar denominated domestic and foreign debt securities and other instruments.

The Fund will, under normal circumstances, invest primarily in fixed-income securities. These include:

- Commercial paper of domestic and foreign banks and corporations;
- Obligations of domestic and foreign banks and corporations, including both fixed rate and floating rate securities;
- Obligations of the U.S. government or its agencies, instrumentalities or sponsored enterprises;
- Mortgage and other asset-backed securities including automobile and credit card receivables, utilities, equipment trust certificates, railway authorities, single-family rentals, manufactured home loans, home improvement loans, and home equity loans; and
- Repurchase agreements relating to the above instruments.

The Fund invests in investment grade domestic debt obligations (*i.e.*, obligations rated within the top four rating categories by a Nationally Recognized Statistical Rating Organization (“NRSRO”) or of comparable quality as determined by the Fund’s Sub-Adviser (as defined below)).

The Fund is not a money market fund, does not seek to maintain a fixed or stable net asset value of \$1, is not subject to the rules that govern the quality, maturity, liquidity, and other features of securities that money market funds may purchase, and does not have the tax advantages of a money market fund.



Sit Fixed Income Advisors II, LLC (“Sit Investment” or the “Sub-Adviser”) may invest in debt obligations of maturities with a dollar weighted average maturity of no more than 3 years and may invest in debt obligations with a maximum maturity of 4 years. During normal market circumstances the average portfolio effective duration for the Fund is expected to be more than 2 months, but less than 1 year. The Sub-Adviser attempts to diversify the Fund’s portfolio by holding debt obligations of many different issuers and choosing issuers in a variety of sectors. The Fund is a “diversified” fund, which means that it may not, with respect to 75% of its total assets, invest more than 5% of its total assets in the securities of a single issuer (other than cash and cash items, U.S. government securities or securities of other investment companies) or purchase more than 10% of the outstanding voting securities of an issuer.

In determining which debt obligations to buy for the Fund, the Sub-Adviser attempts to achieve the Fund’s investment objective primarily in three ways:

- *Yield curve positioning:* The Sub-Adviser selects debt obligations with maturities and yields that it believes have the greatest potential for achieving the Fund’s objectives.
- *Sector allocation:* The Sub-Adviser invests in debt obligations in those sectors which it believes represent the greatest potential for achieving the Fund’s objectives.
- *Security selection:* The Sub-Adviser determines which issuers it believes offer the best relative value within each sector and then decides which available debt obligations of that issuer to purchase.

The Fund may also invest in shares of stable value money market funds and ETFs that principally invest in the same types of securities in which the Fund may invest directly.

The Fund is actively-managed and does not seek to track the performance of any particular index.

### **Principal Risks**

As with all funds, a shareholder is subject to the risk that his or her investment could lose money. The principal risks affecting shareholders’ investments in the Fund are set forth below. An investment in the Fund is not a bank deposit and is not insured or guaranteed by the FDIC or any government agency.

*Active Management Risk:* The Fund may not meet its investment objective based on the success or failure of the Fund’s investment adviser (“ETF Managers Group LLC” or the “Adviser”) or Sub-Adviser to implement investment strategies for the Fund.

*Cash Redemption Risk:* The Fund’s investment strategy may require it to redeem shares for cash or to otherwise include cash as part of its redemption proceeds. The Fund may be required to sell or unwind portfolio investments to obtain the cash needed to distribute redemption proceeds. This may cause the Fund to recognize a capital gain that it might not have recognized if it had made a redemption in-kind. As a result, the Fund may pay out higher annual capital gain distributions than if the in-kind redemption process was used.

*Call Risk:* Many bonds may be redeemed (“called”) at the option of the issuer before their stated maturity date. In general, an issuer will call its bonds if they can be refinanced by issuing new bonds which bear a lower interest rate. The Fund would then be forced to invest the unanticipated proceeds at lower interest rates, resulting in a decline in the Fund’s income.

*Collateralized Mortgage Obligation Risk:* The Fund may invest in collateralized mortgage obligations (“CMOs”), which are a type of mortgage-backed security. CMOs are created by dividing the principal and interest payments collected on a pool of mortgages into several revenue streams (tranches) with different priority rights to portions of the underlying mortgage payments.

*Credit Risk:* Debt issuers and other counterparties may not honor their obligations or may have their debt downgraded by ratings agencies.

#### *ETF Risks:*

*Absence of a Prior Active Market:* Although the Fund’s shares are approved for listing on the Exchange, there can be no assurance that an active trading market will be maintained for Fund shares. There can be no assurance that the Fund will grow to or maintain an economically viable size, in which case the Fund may experience greater tracking error to its Index than it otherwise would at higher asset levels or the Fund may ultimately liquidate.

*Authorized Participants, Market Makers and Liquidity Providers Concentration Risk:* The Fund has a limited number of financial institutions that may act as Authorized Participants (“APs”), none of which are obligated to engage in creation and/or redemption transactions. In addition, there may be a limited number of market makers and/or liquidity providers in the marketplace. To the extent either of the following events occur, there may be a significantly diminished trading market for Fund shares and shares may trade at a material discount to NAV and possibly face delisting: (i) APs exit the business or otherwise become unable to process creation and/or redemption orders and no other APs step forward to perform these services, or (ii) market makers and/or liquidity providers exit the business or significantly reduce their business activities

and no other entities step forward to perform their functions. The risks associated with limited APs may be heightened in scenarios where APs have limited or diminished access to the capital required to post collateral.

*Costs of Buying or Selling Shares:* Investors buying or selling Shares in the secondary market will pay brokerage commissions or other charges imposed by brokers, as determined by that broker. Brokerage commissions are often a fixed amount and may be a significant proportional cost for investors seeking to buy or sell relatively small amounts of Shares. In addition, secondary market investors will also incur the cost of the difference between the price at which an investor is willing to buy Shares (the “bid” price) and the price at which an investor is willing to sell Shares (the “ask” price). This difference in bid and ask prices is often referred to as the “spread” or “bid/ask spread.” The bid/ask spread varies over time for Shares based on trading volume and market liquidity and is generally lower if Shares have more trading volume and market liquidity and higher if Shares have little trading volume and market liquidity. Further, a relatively small investor base in the Fund, asset swings in the Fund and/or increased market volatility may cause increased bid/ask spreads. Due to the costs of buying or selling Shares, including bid/ask spreads, frequent trading of Shares may significantly reduce investment results and an investment in Shares may not be advisable for investors who anticipate regularly making small investments.

*Fluctuation of NAV:* The NAV of Fund shares will generally fluctuate with changes in the market value of the Fund’s securities holdings. The market prices of shares will generally fluctuate in accordance with changes in the Fund’s NAV and supply and demand of shares on the Exchange. It cannot be predicted whether Fund shares will trade below, at or above their NAV. Price differences may be due, in large part, to the fact that supply and demand forces at work in the secondary trading market for shares will be closely related to, but not identical to, the same forces influencing the prices of the securities of the Fund trading individually or in the aggregate at any point in time. The market prices of Fund shares may deviate significantly from the NAV of the shares during periods of market volatility. However, given that shares can be created and redeemed in Creation Units (unlike shares of many closed-end funds, which frequently trade at appreciable discounts from, and sometimes at premiums to, their NAV), the Sub-Adviser believes that large discounts or premiums to the NAV of shares should not be sustained. While the creation/redemption feature is designed to make it likely that Fund shares normally will trade close to the Fund’s NAV, disruptions to creations and redemptions may result in trading prices that differ significantly from the Fund’s NAV. If an investor purchases Fund shares at a time when the market price is at a premium to the NAV of the shares or sells at a time when the market price is at a discount to the NAV of the shares, then the investor may sustain losses.

*Trading:* Although Shares are listed for trading on the NYSE Arca, Inc. (the “Exchange”) and may be listed or traded on U.S. and non-U.S. stock exchanges other than the Exchange, there can be no assurance that an active trading market for such Shares will develop or be maintained. Trading in Shares may be halted due to market conditions or for reasons that, in the view of the Exchange, make trading in Shares inadvisable. In addition, trading in Shares on the Exchange is subject to trading halts caused by extraordinary market volatility pursuant to Exchange “circuit breaker” rules, which temporarily halt trading on the Exchange when a decline in the S&P 500 Index during a single day reaches certain thresholds (e.g., 7%, 13%, and 20%). Additional rules applicable to the Exchange may halt trading in Shares when extraordinary volatility causes sudden, significant swings in the market price of Shares. There can be no assurance that Shares will trade with any volume, or at all, on any stock exchange. In stressed market conditions, the liquidity of Shares may begin to mirror the liquidity of the Fund’s underlying portfolio holdings, which can be significantly less liquid than Shares. Further, secondary markets may be subject to erratic trading activity, wide bid/ask spreads and extended trade settlement periods in times of market stress because market makers and Authorized Participants may step away from making a market in Fund shares and in executing creation and redemption orders, which could cause a material deviation in the Fund’s market price from its NAV. Decisions by market makers or Authorized Participants to reduce their role or step away from these activities in times of market stress could inhibit the effectiveness of the arbitrage process in maintaining the relationship between the underlying value of the Fund’s portfolio securities and the Fund’s market price. This reduced effectiveness could result in Fund shares trading at a price which differs materially from NAV and also in greater than normal intraday bid/ask spreads for Fund shares. During a “flash crash,” the market prices of the Fund’s shares may decline suddenly and significantly. Such a decline may not reflect the performance of the portfolio securities held by the Fund. Flash crashes may cause Authorized Participants and other market makers to limit or cease trading in the Fund’s shares for temporary or longer periods. Shareholders could suffer significant losses to the extent that they sell shares at these temporarily low market prices.

*Extension Risk:* When interest rates rise, certain obligations may be paid off by the obligor more slowly than anticipated, causing the value of these securities to fall.

*Fixed-Income Instruments Risks:* The market price of the Fund’s fixed-income instruments may change, sometimes rapidly or unpredictably, in response to changes in interest rates, factors affecting securities markets generally, and other factors. Generally, when interest rates rise, the values of fixed-income instruments fall, and vice versa. The obligor of a fixed-income instrument may not be able or willing to pay interest or to repay principal when due in accordance with the terms of the associated agreement.

Fixed-income instruments may also be subject to call risk, which is the risk that an issuer may exercise its right to redeem a fixed-income security earlier than expected (a call). Issuers may call outstanding securities prior to their maturity for a number of reasons (e.g., declining interest rates, changes in credit spreads, and improvements in the issuer's credit quality). If an issuer calls a security that the Fund has invested in, the Fund may not recoup the full amount of its initial investment and may be forced to reinvest in lower-yielding securities, securities with greater credit risks, or securities with other, less favorable features.

*Floating or Variable Rate Securities Risk:* Floating or variable rate securities pay interest at rates that adjust in response to changes in a specified interest rate or reset at predetermined dates (such as the end of a calendar quarter). Securities with floating or variable interest rates are generally less sensitive to interest rate changes than securities with fixed interest rates but may decline in value if their interest rates do not rise as much, or as quickly, as comparable market interest rates. Although floating or variable rate securities are generally less sensitive to interest rate risk than fixed rate securities, they are subject to credit, liquidity and default risk and may be subject to legal or contractual restrictions on resale, which could impair their value.

*Foreign Debt Securities Risk:* The Fund may invest in U.S. dollar-denominated debt obligations of foreign issuers. Foreign debt obligations are generally determined based on the ultimate parent country of risk which consists of the following four factors: management location, country of primary listing, country of revenue and reporting currency of the issuer. Debt obligations issued by a foreign entity that are subject to a guarantee of a U.S. corporate parent or other U.S. entity are generally not regarded as foreign securities.

*Illiquid Securities Risks:* The Fund may invest up to 15% of its net assets in illiquid securities. Illiquid securities may be difficult to dispose of at a fair price at the times when the Fund believes it is desirable to do so. Investment of the Fund's assets in illiquid securities may restrict the Fund's ability to take advantage of market opportunities. Additionally, the Fund may have to forego all or a portion of the interest earned on a security. Liquidity risk may impact the Fund's ability to meet shareholder redemptions and as a result, the Fund may be forced to sell securities at inopportune prices.

*Large Shareholder Transactions Risk:* Shares of the Fund are offered to certain other investment companies, large retirement plans and other large investors. As a result, the Fund is subject to the risk that those shareholders may purchase or redeem a large amount of shares of the Fund. To satisfy such large shareholder redemptions, the Fund may have to sell portfolio securities at times when it would not otherwise do so, which may negatively impact the Fund's NAV and liquidity. In addition, large purchases of Fund shares could adversely affect the Fund's performance to the extent that the Fund does not immediately invest cash it receives and therefore holds more cash than it ordinarily would. Large shareholder activity could also generate increased transaction costs and cause adverse tax consequences.

*Mortgage- and Asset-Backed Securities Risk:* The Fund may invest in U.S. government agency mortgage- and asset-backed securities. Mortgage- and asset-backed securities are subject to interest rate risk. Modest movements in interest rates (both increases and decreases) may quickly and significantly reduce the value of certain types of these securities. When interest rates fall, mortgage- and asset-backed securities may be subject to prepayment risk. When interest rates rise, certain types of mortgage- and asset-backed securities are subject to extension risk. Mortgage- and asset-backed securities can also be subject to the risk of default on the underlying residential or commercial mortgage(s) or other assets.

*Municipal Securities Risk:* From time to time the Fund may invest a substantial amount of its assets in taxable or tax-exempt municipal securities whose interest is paid solely from revenues of similar projects. If the Fund concentrates its investments in this manner, it assumes the economic risks relating to such projects and this may have a significant impact on the Fund's investment performance. Municipal securities risks include the ability of the issuer to repay the obligation, the relative lack of information about certain issuers of municipal securities, and the possibility of future legislative changes which could affect the market for and value of municipal securities. Certain municipal securities, including private activity bonds, are not backed by the full faith, credit and taxing power of the issuer. Additionally, if events occur after the security is acquired that impact the security's tax-exempt status, the Fund and its shareholders could be subject to substantial tax liabilities.

*Natural Disaster/Epidemic Risk:* Natural or environmental disasters, such as earthquakes, fires, floods, hurricanes, tsunamis and other severe weather-related phenomena generally, and widespread disease, including pandemics and epidemics, have been and may be highly disruptive to economies and markets, adversely impacting individual companies, sectors, industries, markets, currencies, interest and inflation rates, credit ratings, investor sentiment, and other factors affecting the value of the Fund's investments. Given the increasing interdependence among global economies and markets, conditions in one country, market, or region are increasingly likely to adversely affect markets, issuers, and/or foreign exchange rates in other countries, including the U.S. Any such events could have a significant adverse impact on the value of the Fund's investments.

*Other Investment Companies Risk:* The Fund will incur higher and duplicative expenses when it invests in other investment companies. There is also the risk that the Fund may suffer losses due to the investment practices of the underlying funds. When the Fund invests in other investment companies, the Fund will be subject to substantially the same risks as those associated with the direct ownership of securities held by such investment companies.

*Portfolio Turnover Risk:* The Fund may buy and sell investments frequently. Such a strategy often involves higher expenses, including brokerage commissions, and may increase the amount of capital gains (in particular, short-term capital gains taxable to shareholders at ordinary income rates) realized by the Fund.

*Prepayment Risk:* When interest rates decline, fixed income securities with stated interest rates may have the principal paid earlier than expected, requiring the Fund to invest the proceeds at generally lower interest rates.

*Rating Agencies Risks:* Rating agencies may fail to make timely changes in credit ratings and an issuer's current financial condition may be better or worse than a rating indicates. In addition, rating agencies are subject to an inherent conflict of interest because they are often compensated by the same issuers whose securities they grade.

*Reinvestment Risk:* Income from the Fund's debt securities portfolios will decline if and when the Fund invest the proceeds from matured, traded or called securities in securities with market interest rates that are below the current earnings rate of the Fund's portfolio.

*Repurchase Agreement Risks:* Repurchase agreements typically involve the acquisition by the Fund of fixed-income securities from a selling financial institution such as a bank or broker-dealer. The Fund may incur a loss if the other party to a repurchase agreement is unwilling or unable to fulfill its contractual obligations to repurchase the underlying security.

*Reverse Repurchase Agreement Risks:* A reverse repurchase agreement is the sale by the Fund of a debt obligation to a party for a specified price, with the simultaneous agreement by the Fund to repurchase that debt obligation from that party on a future date at a higher price. Similar to borrowing, reverse repurchase agreements provide the Fund with cash for investment purposes, which creates leverage and subjects the Fund to the risks of leverage. Reverse repurchase agreements also involve the risk that the other party may fail to return the securities in a timely manner or at all. The Fund could lose money if it is unable to recover the securities and/or if the value of collateral held by the Fund, including the value of the investments made with cash collateral, is less than the value of securities.

*Rule 144A Securities Risk:* Rule 144A securities are restricted securities that can be purchased only by "qualified institutional buyers," as defined under the Securities Act. The market for Rule 144A securities typically is less active than the market for publicly-traded securities. As such, investing in Rule 144A securities may reduce the liquidity of the Fund's investments, and the Fund may be unable to sell the security at the desired time or price, if at all. The purchase price and subsequent valuation of Rule 144A securities normally reflect a discount, which may be significant, from the market price of comparable unrestricted securities for which a liquid trading market exists. A restricted security that was liquid at the time of purchase may subsequently become illiquid and its value may decline as a result. In addition, transaction costs may be higher for restricted securities than for more liquid securities. The Fund may also have to bear the expense of registering the securities for resale and the risk of substantial delays in effecting the registration.

*Temporary Investment Risk:* The Fund may hold cash and/or invest all or a portion of its assets in short-term obligations in response to adverse market, economic or other conditions when the investment management team believes that it is in the best interest of the Fund to pursue such a defensive strategy. The investment management team may, however, choose not to make such temporary investments even in very volatile or adverse conditions. The Fund may not achieve its investment objective when it holds cash or invests its assets in short-term obligations. The Fund also may miss investment opportunities and have a lower total return during these periods.

*To-be-announced transactions ("TBAs") Securities and Rolls Risk:* TBA transactions are subject to increased credit risk and increased overall investment exposure. TBA rolls involve the risk that the Fund's counterparty will be unable to deliver the mortgage-backed securities underlying the TBA roll at the fixed time. If the buyer files for bankruptcy or becomes insolvent, the buyer or its representative may ask for and receive an extension of time to decide whether to enforce the Fund's repurchase obligation. In addition, the Fund earns interest by investing the transaction proceeds during the roll period. TBA roll transactions may have the effect of creating leverage in the Fund's portfolio.

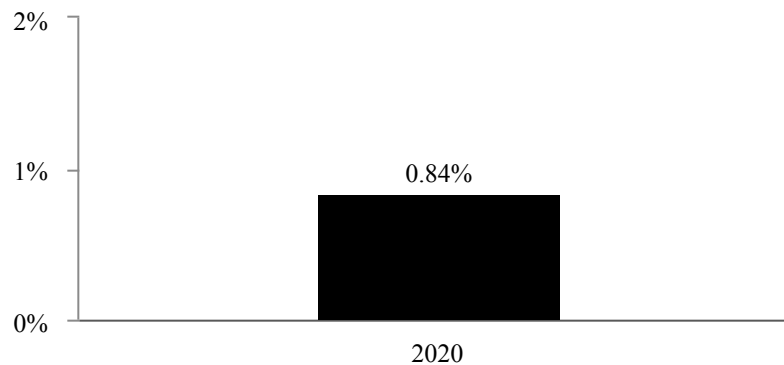
*U.S. Government Securities Risk:* U.S. government securities are not guaranteed against price movement and may decrease in value. Some obligations issued or guaranteed by U.S. government agencies and instrumentalities are supported by the full faith and credit of the U.S. Treasury. Other obligations issued by or guaranteed by federal agencies are supported by the discretionary authority of the U.S. government to purchase certain obligations of the federal agency, while other obligations issued by or guaranteed by federal agencies are supported by the right of the issuer to borrow from the U.S. Treasury. While the U.S. government provides financial support to such U.S. government agencies, no assurance can be given that the U.S. government will always do so because the U.S. government is not so obligated by law.

*Valuation Risk:* The Fund may hold securities for which prices from pricing services may be unavailable or are deemed unreliable, in which case the Fund's procedures for valuing investments provide that the sub-adviser shall use the fair value of such securities for valuing investments. There is a risk that the fair value determined by the sub-adviser or the price determined by the pricing service may be different than the actual sale prices of such securities.

## **Performance Information**

The following information provides some indication of the risks of investing in the Fund. The bar chart shows the annual return for the Fund from year to year. The table shows how the Fund's average annual returns for one year and since inception compare with those of a broad measure of market performance. The Fund's past performance, before and after taxes, is not necessarily an indication of how the Fund will perform in the future. Updated performance information is available on the Fund's website at [www.etfmg.com](http://www.etfmg.com) or by calling 1-844-383-6477.

### **Calendar Year Total Return as of December 31**



During the period of time shown in the bar chart, the Fund's highest return for a calendar quarter was 3.54% (quarter ended June 30, 2020) and the Fund's lowest return for a calendar quarter was -3.64% (quarter ended March 31, 2020).

<b>Average Annual Total Returns</b> (for the periods ended December 31, 2020)	<b>1 Year</b>	<b>Since Inception 10/8/2019</b>
<b>ETFMG Sit Ultra Short ETF</b>		
Return Before Taxes	0.84%	1.17%
Return After Taxes on Distributions	0.21%	0.55%
Return After Taxes on Distributions and Sale of Fund Shares	0.49%	0.63%
<b>Bloomberg Barclays U.S. Treasury Bills Index: 1-3-month Index</b> (reflects no deduction for fees, expenses or taxes)	0.54%	0.75%

After-tax returns are calculated using the highest historical individual federal marginal income tax rates and do not reflect the impact of state and local taxes. Actual after-tax returns depend on your tax situation and may differ from those shown and are not relevant if you hold your shares through tax-deferred arrangements, such as 401(k) plans or individual retirement accounts. In some cases, the return after taxes may exceed the return before taxes due to an assumed tax benefit from any losses on a sale of Fund shares at the end of the measurement period.

## **Investment Adviser and Sub-Adviser**

ETF Managers Group LLC serves as the investment adviser to the Fund.

Sit Fixed Income Advisors II, LLC serves as the sub-adviser to the Fund.

The Adviser has retained the Sub-Adviser to be responsible for the day-to-day management of the Fund, subject to the supervision of the Adviser and the Board.

## **Portfolio Managers**

Bryce A. Doty, Mark H. Book, CFA, CMA, and Christopher M. Rasmussen, CFA have been the Fund's portfolio managers since its inception in 2019.

For important information about the purchase and sale of Fund shares, tax information, and financial intermediary compensation, please turn to "Summary Information about Purchases, Sales, Taxes, and Financial Intermediary Compensation" on page 37 of the Prospectus.

## ETFMG TRAVEL TECH ETF — FUND SUMMARY

### **Investment Objective**

The ETFMG Travel Tech ETF (the “Fund” or the “Travel Tech ETF”) seeks to provide investment results that, before fees and expenses, correspond generally to the total return performance of the Prime Travel Technology Index NTR (the “Index”).

### **Fees and Expenses**

The following table describes the fees and expenses you may pay if you buy, hold, and sell shares of the Fund (“Shares”). This table and the Example below do not include the brokerage commissions and other fees to financial intermediaries that investors may pay on their purchases and sales of Shares.

#### **Annual Fund Operating Expenses (expenses that you pay each year as a percentage of the value of your investment)**

Management Fee	0.75 %
Distribution and Service (12b-1) Fees	None
Other Expenses	0.00 %
Acquired Fund Fees and Expenses	0.00 %
Total Annual Fund Operating Expenses	0.75 %

### **Example**

This Example is intended to help you compare the cost of investing in the Fund with the cost of investing in other funds. The Example assumes that you invest \$10,000 in the Fund for the time periods indicated and then redeem all of your shares at the end of those periods. The Example also assumes that your investment has a 5% return each year and that the Fund’s operating expenses remain the same. This Example does not take into account the brokerage commissions that you may pay on your purchases and sales of Shares. Although your actual costs may be higher or lower, based on these assumptions your cost would be:

<b>1 Year</b>	<b>3 Years</b>	<b>5 Years</b>	<b>10 Years</b>
\$77	\$240	\$417	\$930

### **Portfolio Turnover**

The Fund pays transaction costs, such as commissions, when it buys and sells securities (or “turns over” its portfolio). A higher portfolio turnover rate may indicate higher transaction costs and may result in higher taxes when the Fund shares are held in a taxable account. These costs, which are not reflected in annual fund operating expenses or in the example, affect the Fund’s performance. For the fiscal period February 12, 2020 (commencement of operations) through September 30, 2020, the Fund’s portfolio turnover rate was 49% of the average value of its portfolio.

### **Principal Investment Strategies**

The Fund uses a “passive” or indexing approach to try to achieve its investment objective. Unlike many investment companies, the Fund does not try to “beat” the Index and does not seek temporary defensive positions when markets decline or appear overvalued other than those indicated in the Index.

The Fund will use a replication strategy. A replication strategy is an indexing strategy that involves investing in the securities of the Index in approximately the same proportions as in the Index. However, the Fund may utilize a representative sampling strategy with respect to the Index when a replication strategy might be detrimental to shareholders, such as when there are practical difficulties or substantial costs involved in compiling a portfolio of equity securities to follow the Index, in instances in which a security in the Index becomes temporarily illiquid, unavailable or less liquid, or as a result of legal restrictions or limitations (such as tax diversification requirements) that apply to the Fund but not the Index.

The Fund invests at least 80% of its total assets, exclusive of collateral held from securities lending, in the component securities of the Index and in ADRs and GDRs based on the component securities in the Index. The Fund may invest up to 20% of its total assets in securities that are not in the Fund’s Index to the extent that the Fund’s adviser believes such investments should help the Fund’s overall portfolio track the Index. The Fund may also invest in other investment companies that principally invest in the types of instruments allowed by the investment strategies of the Fund.

The Fund may lend its portfolio securities to brokers, dealers, and other financial organizations. These loans, if and when made, may not exceed 33 1/3% of the total asset value of the Fund (including the loan collateral). By lending its securities, the Fund may increase its income by receiving payments from the borrower.

#### *Prime Travel Technology Index NTR*

The Index tracks the performance of globally exchange-listed equity securities (or corresponding American Depositary Receipts (“ADRs”) or Global Depositary Receipts (“GDRs”)) of companies across the globe that are engaged in “Travel Technology Business”

which is defined as providing technology, via the internet and internet-connected devices such as mobile phones, to facilitate the following activities: travel bookings and reservations, ride sharing and hailing, travel price comparison, and travel advice. Companies with products and services that are primarily engaged in any of the categories of Travel Technology Business are collectively called “Travel Technology Companies.”

The companies included in the Index are identified by Prime Indexes (the “Index Provider”). The Index Provider determines whether a company is a Travel Technology Company based on its assessment of: i) descriptions of a company’s primary business activities in its regulatory filings (*e.g.*, annual reports, financial statements and other public filings), investor presentations, as well as third-party industry research, reports, and analyses; and ii) if a company derives more than 50% of its revenue from Travel Technology Business. The Index Provider screens candidate companies for the Travel Technology Index for investability based on i) must be an equity security of an operating company or an ADR of an operating company; ii) must have a minimum market capitalization of \$150 million; iii) must have an average daily trading volume of \$250,000 or greater; and iv) must be on an exchange in a country that does not employ restrictions on foreign capital investment.

The Index has a quarterly review in March, June, September, and December of each year upon which the Index is reconstituted and rebalanced by the Index Provider. The composition of the Index and the constituent weights are determined on the two Thursdays before the second Friday of each March, June, September, and December (or the next business day if this is a non-business day) (also known as the “Selection Day”). Component changes are implemented as of the market close on the third Friday of March, June, September, and December (or the next business day if the third Friday is not a business day) and become effective at the market opening on the next trading day.

At the time of each reconstitution, the companies in the Index are weighted using a proprietary weighting methodology (the “Methodology”) that weights the securities based on market capitalization and average daily value traded. The larger and more frequently traded companies, based on the Methodology, will receive a higher score compared to smaller and less frequently traded companies. As of January 15, 2021, the Index had 28 components, 21 of which were foreign companies.

The Index is developed and owned by the Index Provider, and the Index is calculated and maintained by Solactive AG (the “Calculation Agent”). The Index Provider is independent of the Calculation Agent, the Fund, and the Fund’s investment adviser.

The Fund rebalances its portfolio in accordance with its Index, and, therefore, any changes to the Index’s rebalance schedule will result in corresponding changes to the Fund’s rebalance schedule.

**Correlation:** Correlation is the extent to which the values of different types of investments move in tandem with one another in response to changing economic and market conditions. An index is a theoretical financial calculation, while the Fund is an actual investment portfolio. The performance of the Fund and the Index may vary somewhat due to transaction costs, asset valuations, foreign currency valuations, market impact, corporate actions (such as mergers and spin-offs), legal restrictions or limitations, illiquid or unavailable securities, and timing variances.

The Fund’s investment adviser expects that, over time, the correlation between the Fund’s performance and that of the Index, before fees and expenses, will exceed 95%. A correlation percentage of 100% would indicate perfect correlation. If the Fund uses a replication strategy, it can be expected to have greater correlation to the Index than if it uses a representative sampling strategy.

**Industry Concentration Policy:** The Fund will concentrate its investments (*i.e.*, hold more than 25% of its net assets) in a particular industry or group of related industries to approximately the same extent that the Index is concentrated.

### **Principal Risks**

As with all funds, a shareholder is subject to the risk that his or her investment could lose money. The principal risks affecting shareholders’ investments in the Fund are set forth below. An investment in the Fund is not a bank deposit and is not insured or guaranteed by the FDIC or any government agency.

**Technology Companies Risk:** Companies in the technology field, including companies in the computers, telecommunications and electronics industries, face intense competition, which may have an adverse effect on profit margins. Technology companies may have limited product lines, markets, financial resources or personnel. The products of technology companies may face obsolescence due to rapid technological developments and frequent new product introduction, and such companies may face unpredictable changes in growth rates, competition for the services of qualified personnel and competition from foreign competitors with lower production costs. Companies in the technology sector are heavily dependent on patent and intellectual property rights. The loss or impairment of these rights may adversely affect the profitability of these companies.

The remaining risks are presented in alphabetical order. Each risk summarized below is considered a “principal risk” of investing in the Fund, regardless of the order in which it appears.

**Absence of a Prior Active Market:** Although the Fund’s shares are approved for listing on the Exchange, there can be no assurance that an active trading market will develop and be maintained for Fund shares. There can be no assurance that the Fund will grow to or maintain an economically viable size, in which case the Fund may experience greater tracking error to its Index than it otherwise would at higher asset levels or the Fund may ultimately liquidate.

*Concentration Risk:* The Fund's investments will be concentrated in an industry or group of industries to the extent the Index is so concentrated. To the extent the Fund invests more heavily in particular industries, groups of industries, or sectors of the economy, its performance will be especially sensitive to developments that significantly affect those industries, groups of industries, or sectors of the economy, and the value of Fund shares may rise and fall more than the value of shares that invest in securities of companies in a broader range of industries or sectors.

*Equity Market Risk:* The equity securities held in the Fund's portfolio may experience sudden, unpredictable drops in value or long periods of decline in value. This may occur because of factors that affect securities markets generally or factors affecting specific issuers, industries, or sectors in which the Fund invests such as political, market and economic developments, as well as events that impact specific issuers. Additionally, natural or environmental disasters, widespread disease or other public health issues, war, acts of terrorism or other events could result in increased premiums or discounts to the Fund's NAV.

*ETF Risks:*

*Authorized Participants ("APs"), Market Makers, and Liquidity Providers Concentration Risk:* The Fund has a limited number of financial institutions that may act as APs. In addition, there may be a limited number of market makers and/or liquidity providers in the marketplace. To the extent either of the following events occur, Shares may trade at a material discount to net asset value ("NAV") and possibly face delisting: (i) APs exit the business or otherwise become unable to process creation and/or redemption orders and no other APs step forward to perform these services, or (ii) market makers and/or liquidity providers exit the business or significantly reduce their business activities and no other entities step forward to perform their functions.

*Cash Transactions Risk:* While not likely, the Fund may effect its creations and redemptions primarily for cash, rather than in-kind securities. Paying redemption proceeds in cash rather than through in-kind delivery of portfolio securities may require the fund to dispose of or sell portfolio investments at an inopportune time to obtain the cash needed to distribute redemption proceeds. This may cause the Fund to incur certain costs such as brokerage costs, and to recognize gains or losses that it might not have incurred if it had made a redemption in-kind. As a result, the Fund may pay out higher or lower annual capital gains distributions than ETFs that redeem in-kind. In addition, the costs imposed on the Fund will decrease the Fund's NAV unless the costs are offset by a transaction fee payable by an AP.

*Costs of Buying or Selling Shares:* Investors buying or selling Fund shares in the secondary market will pay brokerage commissions or other charges imposed by brokers as determined by that broker. Brokerage commissions are often a fixed amount and may be a significant proportional cost for investors seeking to buy or sell relatively small amounts of shares.

*Fluctuation of NAV:* The NAV of Fund shares will generally fluctuate with changes in the market value of the Fund's securities holdings. The market prices of shares will generally fluctuate in accordance with changes in the Fund's NAV and supply and demand of shares on the Exchange. It cannot be predicted whether Fund shares will trade below, at or above their NAV. During periods of unusual volatility or market disruptions, market prices of Fund shares may deviate significantly from the market value of the Fund's securities holdings or the NAV of Fund shares. As a result, investors in the Fund may pay significantly more or receive significantly less for Fund shares than the value of the Fund's underlying securities or the NAV of Fund shares.

*Trading Issues:* Although Fund shares are listed for trading on the NYSE Arca, Inc. (the "Exchange"), there can be no assurance that an active trading market for such shares will develop or be maintained. Trading in Fund shares may be halted due to market conditions or for reasons that, in the view of the Exchange, make trading in shares inadvisable. There can be no assurance that the requirements of the Exchange necessary to maintain the listing of any Fund will continue to be met or will remain unchanged or that the shares will trade with any volume, or at all. Further, secondary markets may be subject to erratic trading activity, wide bid/ask spreads and extended trade settlement periods in times of market stress because market makers and Authorized Participants may step away from making a market in Fund shares and in executing creation and redemption orders, which could cause a material deviation in the Fund's market price from its NAV.

*Foreign Investment Risk:* Returns on investments in foreign stocks could be more volatile than, or trail the returns on, investments in U.S. stocks. Since foreign exchanges may be open on days when the Fund does not price its Shares, the value of the securities in the Fund's portfolio may change on days when shareholders will not be able to purchase or sell the Shares. Conversely, Shares may trade on days when foreign exchanges are closed. Because securities held by the Fund trade on foreign exchanges that are closed when the Fund's primary listing exchange is open, the Fund is likely to experience premiums and discounts greater than those of domestic ETFs. Each of these factors can make investments in the Fund more volatile and potentially less liquid than other types of investments.

*Currency Risk:* Indirect and direct exposure to foreign currencies subjects the Fund to the risk that currencies will decline in value relative to the U.S. dollar. Currency rates in foreign countries may fluctuate significantly over short periods of time for a number of reasons, including changes in interest rates and the imposition of currency controls or other political developments in the U.S. or abroad.

*Depository Receipts Risk:* The Fund may invest in depository receipts. Investment in depository receipts may be less liquid than the underlying shares in their primary trading market.



*Foreign Market and Trading Risk:* The trading markets for many foreign securities are not as active as U.S. markets and may have less governmental regulation and oversight. Foreign markets also may have clearance and settlement procedures that make it difficult for the Fund to buy and sell securities. These factors could result in a loss to the Fund by causing the Fund to be unable to dispose of an investment or to miss an attractive investment opportunity, or by causing Fund assets to be uninvested for some period of time.

*Foreign Securities Risk:* The Fund invests a significant portion of its assets directly in securities of issuers based outside of the U.S., or in depositary receipts that represent such securities. Investments in securities of non-U.S. issuers involve certain risks that may not be present with investments in securities of U.S. issuers, such as risk of loss due to foreign currency fluctuations or to political or economic instability. There may be less information publicly available about a non-U.S. issuer than a U.S. issuer. Non-U.S. issuers may also be subject to different accounting, auditing, financial reporting and investor protection standards than U.S. issuers.

*Political and Economic Risk:* The Fund is subject to foreign political and economic risk not associated with U.S. investments, meaning that political events, social and economic events and natural disasters occurring in a country where the Fund invests could cause the Fund's investments in that country to experience gains or losses. The Fund also could be unable to enforce its ownership rights or pursue legal remedies in countries where it invests.

*Privatization Risk:* Several foreign countries in which the Fund invests have begun a process of privatizing certain entities and industries. Privatized entities may lose money or be re-nationalized.

*Geographic Investment Risk.* To the extent the Fund invests, directly or indirectly, a significant portion of its assets in the securities of companies of a single country or region, it is more likely to be impacted by events or conditions affecting that country or region.

*Risks Related to Investing in Western Europe.* Most developed countries in Western Europe are members of the European Union (EU), and many are also members of the European Monetary Union (EMU), which requires compliance with restrictions on inflation rates, deficits, and debt levels. Unemployment in certain European nations is historically high and several countries face significant debt problems. These conditions can significantly affect every country in Europe. The euro is the official currency of the EU. Funds that invest in Europe may have significant exposure to the euro and events affecting the euro. Recent market events affecting several of the EU member countries have adversely affected the sovereign debt issued by those countries, and ultimately may lead to a decline in the value of the euro. A significant decline in the value of the euro may produce unpredictable effects on trade and commerce generally and could lead to increased volatility in financial markets worldwide.

In a referendum held in June 2016 (known as "Brexit"), the United Kingdom ("UK") voted to leave the EU. Although the precise time frame for "Brexit" is uncertain, the UK invoked article 50 of the Lisbon Treaty on March 29, 2017 to withdraw from the EU by March 29, 2019. It is unclear how withdrawal negotiations will be conducted and what the potential consequences may be. Withdrawal is expected to be followed by a transition period during which businesses and others prepare for the new post-Brexit rules to take effect on January 1, 2021. During this period and beyond, the impact on the UK and European economies and the broader global economy could be significant, resulting in negative impacts, such as increased volatility and illiquidity, and potentially lower economic growth on markets in the UK, Europe and globally, which may adversely affect the value of the Fund's investments.

*Management Risk:* While the Fund is not actively managed, the Fund is subject to the risks associated with decisions made by the Fund's investment adviser if the Fund utilizes a representative sampling strategy or to the extent the Fund's investment adviser makes decisions regarding the investment of collateral from securities on loan.

*Models and Data Risk:* The Index relies heavily on proprietary quantitative models as well as information and data supplied by third parties ("Models and Data"). When Models and Data prove to be incorrect or incomplete, any decisions by the Index made in reliance thereon expose the Fund to potential risks as the Fund tracks the Index.

*Natural Disaster/Epidemic Risk:* Natural or environmental disasters, such as earthquakes, fires, floods, hurricanes, tsunamis and other severe weather-related phenomena generally, and widespread disease, including pandemics and epidemics, have been and may be highly disruptive to economies and markets, adversely impacting individual companies, sectors, industries, markets, currencies, interest and inflation rates, credit ratings, investor sentiment, and other factors affecting the value of the Fund's investments. Given the increasing interdependence among global economies and markets, conditions in one country, market, or region are increasingly likely to adversely affect markets, issuers, and/or foreign exchange rates in other countries, including the U.S. Any such events could have a significant adverse impact on the value of the Fund's investments.

*New Fund Risk:* The Fund is a recently organized, diversified management investment company with limited operating history. As a result, prospective investors have a limited track record or history on which to base their investment decision. There can be no assurance that the Fund will grow to or maintain an economically viable size.

*Other Investment Companies Risk:* The Fund will incur higher and duplicative expenses when it invests in other investment companies such as ETFs. There is also the risk that the Fund may suffer losses due to the investment practices of the underlying funds. When the Fund invests in other investment companies, the Fund will be subject to substantially the same risks as those associated with the direct ownership of securities held by such investment companies. Investments in ETFs are also subject to the following risks: (i) the market price of an ETF's shares may trade above or below their net asset value; (ii) an active trading market for an ETF's shares may not develop or be maintained; and (iii) trading of an ETF's shares may be halted for a number of reasons.

*Passive Investment Risk:* The Fund is not actively managed and therefore would not sell an equity security due to current or projected underperformance of a security, industry or sector, unless that security is removed from the Index. Unlike with an actively managed fund, the Adviser does not use techniques or defensive strategies designed to lessen the effects of market volatility or to reduce the impact of periods of market decline. This means that, based on market and economic conditions, the Fund's performance could be lower than other types of funds that may actively shift their portfolio assets to take advantage of market opportunities or to lessen the impact of a market decline.

*Rule 144A Securities Risk:* Rule 144A securities are restricted securities that can be purchased only by "qualified institutional buyers," as defined under the Securities Act. The market for Rule 144A securities typically is less active than the market for publicly-traded securities. As such, investing in Rule 144A securities may reduce the liquidity of the Fund's investments, and the Fund may be unable to sell the security at the desired time or price, if at all. The purchase price and subsequent valuation of Rule 144A securities normally reflect a discount, which may be significant, from the market price of comparable unrestricted securities for which a liquid trading market exists. A restricted security that was liquid at the time of purchase may subsequently become illiquid and its value may decline as a result. In addition, transaction costs may be higher for restricted securities than for more liquid securities. The Fund may also have to bear the expense of registering the securities for resale and the risk of substantial delays in effecting the registration.

*Securities Lending Risk:* The Fund may engage in securities lending. The Fund may lose money if the borrower of the loaned securities delays returning in a timely manner or fails to return the loaned securities. Securities lending involves the risk that the Fund could lose money in the event of a decline in the value of collateral provided for loaned securities. In addition, the Fund bears the risk of loss in connection with its investment of the cash collateral it receives from a borrower. To the extent that the value or return of the Fund's investment of the cash collateral declines below the amount owed to the borrower, the Fund may incur losses that exceed the amount it earned on lending the security.

*Smaller Companies Risk:* The Fund's Index may be composed primarily of, or have significant exposure to, securities of smaller companies. Smaller companies may be more vulnerable to adverse business or economic events than larger, more established companies, and may underperform other segments of the market or the equity market as a whole. The securities of smaller companies also tend to be bought and sold less frequently and at significantly lower trading volumes than the securities of larger companies. As a result, it may be more difficult for the Fund to buy or sell a significant amount of the securities of a smaller company without an adverse impact on the price of the company's securities, or the Fund may have to sell such securities in smaller quantities over a longer period of time, which may increase the Fund's tracking error.

*Tracking Error Risk:* The Fund's return may not match or achieve a high degree of correlation with the return of the Index. To the extent the Fund utilizes a sampling approach, it may experience tracking error to a greater extent than if the Fund sought to replicate the Index. In addition, in order to minimize the market impact of an Index rebalance, the Fund may begin trading to effect the rebalance in advance of the effective date of the rebalance and continue trading after the effective date of the rebalance, which may contribute to tracking error.

## **Performance Information**

The Fund is new and therefore does not have performance history for a full calendar year. Once the Fund has completed a full calendar year of operations, a bar chart and table will be included that will provide some indication of the risks of investing in the Fund by showing the variability of the Fund's returns and comparing the Fund's performance to a broad measure of market performance. Updated performance information is available at [www.etfmg.com](http://www.etfmg.com).

## **Investment Adviser**

ETF Managers Group LLC (the "Adviser") serves as the investment adviser to the Fund.

## **Portfolio Managers**

Samuel R. Masucci, III, Chief Executive Officer of the Adviser, Frank Vallario, Chief Investment Officer of the Adviser, Donal Bishnoi, Portfolio Manager of the Adviser, and Devin Ryder, Portfolio Manager of the Adviser, have been the Fund's portfolio managers since the Fund's inception in 2020.

For important information about the purchase and sale of Fund shares, tax information, and financial intermediary compensation, please turn to "Summary Information about Purchases, Sales, Taxes, and Financial Intermediary Compensation" on page 37 of the Prospectus.

## ETFMG TREATMENTS, TESTING AND ADVANCEMENTS ETF — FUND SUMMARY

### **Investment Objective**

The ETFMG Treatments, Testing and Advancements ETF (the “Fund” or the “Treatments ETF”) seeks to provide investment results that, before fees and expenses, correspond generally to the total return performance of the Prime Treatments, Testing and Advancements Index (the “Index”).

### **Fees and Expenses**

The following table describes the fees and expenses you may pay if you buy, hold, and sell shares of the Fund (“Shares”). This table and the Example below do not include the brokerage commissions and other fees to financial intermediaries that investors may pay on their purchases and sales of Shares.

#### **Annual Fund Operating Expenses (expenses that you pay each year as a percentage of the value of your investment)**

Management Fee	0.68 %
Distribution and Service (12b-1) Fees	None
Other Expenses*	0.00 %
Total Annual Fund Operating Expenses	0.68 %

\* Based on estimated amounts for the current fiscal year.

### **Example**

This Example is intended to help you compare the cost of investing in the Fund with the cost of investing in other funds. The Example assumes that you invest \$10,000 in the Fund for the time periods indicated and then redeem all of your shares at the end of those periods. The Example also assumes that your investment has a 5% return each year and that the Fund’s operating expenses remain the same. This Example does not take into account the brokerage commissions that you may pay on your purchases and sales of Shares. Although your actual costs may be higher or lower, based on these assumptions your cost would be:

<b>1 Year</b>	<b>3 Years</b>
\$69	\$218

### **Portfolio Turnover**

The Fund pays transaction costs, such as commissions, when it buys and sells securities (or “turns over” its portfolio). A higher portfolio turnover rate may indicate higher transaction costs and may result in higher taxes when the Fund shares are held in a taxable account. These costs, which are not reflected in annual fund operating expenses or in the example, affect the Fund’s performance. For the fiscal period June 17, 2020 (commencement of operations) through September 30, 2020, the Fund’s portfolio turnover rate was 41% of the average value of its portfolio.

### **Principal Investment Strategies**

The Fund uses a “passive” or indexing approach to try to achieve its investment objective. Unlike many investment companies, the Fund does not try to “beat” the Index and does not seek temporary defensive positions when markets decline or appear overvalued other than those indicated in the Index.

The Fund will use a replication strategy. A replication strategy is an indexing strategy that involves investing in the securities of the Index in approximately the same proportions as in the Index. However, the Fund may utilize a representative sampling strategy with respect to the Index when a replication strategy might be detrimental to shareholders, such as when there are practical difficulties or substantial costs involved in compiling a portfolio of equity securities to follow the Index, in instances in which a security in the Index becomes temporarily illiquid, unavailable or less liquid, or as a result of legal restrictions or limitations (such as tax diversification requirements) that apply to the Fund but not the Index. The Fund rebalances its portfolio in accordance with its Index, and, therefore, any changes to the Index’s rebalance schedule will result in corresponding changes to the Fund’s rebalance schedule.

The Fund invests at least 80% of its total assets, exclusive of collateral held from securities lending, in the component securities of the Index. The Fund may invest up to 20% of its total assets in securities that are not in the Fund’s Index to the extent that the Fund’s adviser believes such investments should help the Fund’s overall portfolio track the Index. The Fund may also invest in other investment companies that principally invest in the types of instruments allowed by the investment strategies of the Fund.

The Fund may lend its portfolio securities to brokers, dealers, and other financial organizations. These loans, if and when made, may not exceed 33 1/3% of the total asset value of the Fund (including the loan collateral). By lending its securities, the Fund may increase its income by receiving payments from the borrower.

### *Prime Treatments, Testing and Advancements Index*

The Index tracks the performance of U.S.-listed equity securities or depositary receipts of companies that (i) perform research, development, and commercialization of treatments or vaccines for infectious diseases or (ii) engage in the research, development, manufacturing, and provision of biological tests for patients. Such companies are identified by Prime Indexes (the “Index Provider”), an independent index provider that is not affiliated with the Fund’s investment adviser, based on the rules of the Index.

The Index is comprised of two groups of companies, as described below: “Treatment Companies” and “Testing Companies”. “Treatment Companies” are companies that (i) have one or more vaccines or treatments for infectious diseases in pre-clinical research, in any phase of U.S. Food and Drug Administration clinical trials, or in a commercial stage and (ii) are classified by the North American Industry Classification System as either “Pharmaceutical and Medicine Manufacturing” or “Research and Development in the Physical, Engineering, and Life Sciences”. “Testing Companies” are companies that derive more than 50% of their revenue from the research, development, manufacturing, and provision of biological tests for patients.

To qualify for inclusion in the Index, Treatments Companies and Testing Companies must have an operating company structure (as opposed to being a pass-through security). To be added to the Index, Treatments Companies and Testing Companies must have a minimum market capitalization of US\$100 million and an average daily value traded over the prior three month period of \$250,000. Companies already included in the Index must have a minimum market capitalization of US\$50 million.

The Index has a quarterly review in each March, June, September, and December, at which times the Index is reconstituted and rebalanced by the Index Provider. The composition of the Index and the constituent weights are determined on the two Thursdays before the second Friday of each March, June, September, and December (or the next business day if this is a non-business day). Component changes are made after the market close on the third Friday of each March, June, September, and December (or the next business day if the third Friday is not a business day) and become effective at the market opening on the next trading day.

The five largest constituents with a market capitalization under US\$15 billion are each weighted at 6% (30% in the aggregate). The remaining constituents with a market capitalization under US\$15 billion are weighted bases on their market capitalization subject to a 4% limit per security. Constituents with a market capitalization of US\$15 billion or more will be equally weighted with an aggregate weighting of 10%.

The Index is developed and owned by Prime Indexes, and the Index is calculated and maintained by Solactive AG. The Index Provider is not affiliated with Solactive AG, the Fund, or the Fund’s investment adviser.

As of January 15, 2021, the Index had 28 components, and the five largest stocks and their weightings in the Index were Laboratory Corporation of America Holdings 6.17%, Bio Rad Laboratories Inc. 5.89%, Zai Lab Limited 5.71%, Quest Diagnostics Inc. 5.49%, and Adaptive Biotechnologies Corp. 4.92%.

The Fund will concentrate its investments (*i.e.*, hold more than 25% of its net assets) in a particular industry or group of related industries to approximately the same extent that the Index is concentrated. As of January 15, 2021, the Index was concentrated in the following industries: Pharmaceutical and Medicine Manufacturing and Research and Development in the Physical, Engineering, and Life Sciences.

The Fund rebalances its portfolio in accordance with its Index, and, therefore, any changes to the Index’s rebalance schedule will result in corresponding changes to the Fund’s rebalance schedule.

**Correlation:** Correlation is the extent to which the values of different types of investments move in tandem with one another in response to changing economic and market conditions. An index is a theoretical financial calculation, while the Fund is an actual investment portfolio. The performance of the Fund and the Index may vary somewhat due to transaction costs, asset valuations, foreign currency valuations, market impact, corporate actions (such as mergers and spin-offs), legal restrictions or limitations, illiquid or unavailable securities, and timing variances.

The Fund’s investment adviser expects that, over time, the correlation between the Fund’s performance and that of the Index, before fees and expenses, will exceed 95%. A correlation percentage of 100% would indicate perfect correlation. If the Fund uses a replication strategy, it can be expected to have greater correlation to the Index than if it uses a representative sampling strategy.

### **Principal Risks**

As with all funds, a shareholder is subject to the risk that his or her investment could lose money. The principal risks affecting shareholders’ investments in the Fund are set forth below. An investment in the Fund is not a bank deposit and is not insured or guaranteed by the FDIC or any government agency.

*Treatment Companies and Testing Companies Risk:* Treatment Companies and Testing Companies are involved in discovering, developing and commercializing novel drugs or tests with significant market potential. These companies face challenges including pre-clinical testing and clinical trial stages of development. Clinical trials may be delayed and certain programs may never advance in the clinic or may be more costly to conduct than anticipated. Such companies may be dependent on their ability to secure significant funding for research, development, and commercialization of therapeutics, vaccines, tests, and other health care products or services. If there are delays in obtaining required regulatory and marketing approvals for products, the ability of such companies to generate

revenue may be materially impaired. If regulatory approval is obtained, products will still remain subject to regulatory scrutiny with regulatory authorities having the ability to impose significant restrictions on the indicated uses or marketing. Lastly, even if a licensed product is achieved, such companies may encounter difficulties in manufacturing, product release, shelf life, testing, storage, supply chain management, or shipping.

*Equity Market Risk:* The equity securities held in the Fund's portfolio may experience sudden, unpredictable drops in value or long periods of decline in value. This may occur because of factors that affect securities markets generally or factors affecting specific issuers, industries, or sectors in which the Fund invests such as political, market and economic developments, as well as events that impact specific issuers. Additionally, natural or environmental disasters, widespread disease or other public health issues, war, acts of terrorism or other events could result in increased premiums or discounts to the Fund's NAV.

The remaining risks are presented in alphabetical order. Each risk summarized below is considered a "principal risk" of investing in the Fund, regardless of the order in which it appears.

*Concentration Risk:* The Fund's investments will be concentrated in an industry or group of industries to the extent the Index is so concentrated. To the extent the Fund invests more heavily in particular industries, groups of industries, or sectors of the economy, its performance will be especially sensitive to developments that significantly affect those industries, groups of industries, or sectors of the economy, and the value of Fund shares may rise and fall more than the value of shares that invest in securities of companies in a broader range of industries or sectors.

*Depository Receipts Risk:* The Fund may invest in depository receipts, including American Depository Receipts ("ADRs"). ADRs are U.S. dollar-denominated receipts representing shares of foreign-based corporations. ADRs are issued by U.S. banks or trust companies, and entitle the holder to all dividends and capital gains that are paid out on the underlying foreign shares. Investment in ADRs may be less liquid than the underlying shares in their primary trading market.

#### *ETF Risks:*

*Absence of an Active Market:* Although the Fund's shares are approved for listing on the NYSE Arca, Inc. (the "Exchange"), there can be no assurance that an active trading market will develop and be maintained for Fund shares. There can be no assurance that the Fund will grow to or maintain an economically viable size, in which case the Fund may experience greater tracking error to its Index than it otherwise would at higher asset levels or the Fund may ultimately liquidate.

*Authorized Participants ("APs"), Market Makers, and Liquidity Providers Concentration:* The Fund has a limited number of financial institutions that may act as APs. In addition, there may be a limited number of market makers and/or liquidity providers in the marketplace. To the extent either of the following events occur, Shares may trade at a material discount to net asset value ("NAV") and possibly face delisting: (i) APs exit the business or otherwise become unable to process creation and/or redemption orders and no other APs step forward to perform these services, or (ii) market makers and/or liquidity providers exit the business or significantly reduce their business activities and no other entities step forward to perform their functions.

*Cash Transactions:* While not likely, the Fund may effect its creations and redemptions primarily for cash, rather than in-kind securities. Paying redemption proceeds in cash rather than through in-kind delivery of portfolio securities may require the fund to dispose of or sell portfolio investments at an inopportune time to obtain the cash needed to distribute redemption proceeds. This may cause the Fund to incur certain costs such as brokerage costs, and to recognize gains or losses that it might not have incurred if it had made a redemption in-kind. As a result, the Fund may pay out higher or lower annual capital gains distributions than ETFs that redeem in-kind. In addition, the costs imposed on the Fund will decrease the Fund's NAV unless the costs are offset by a transaction fee payable by an AP.

*Costs of Buying or Selling Shares:* Investors buying or selling Fund shares in the secondary market will pay brokerage commissions or other charges imposed by brokers as determined by that broker. Brokerage commissions are often a fixed amount and may be a significant proportional cost for investors seeking to buy or sell relatively small amounts of shares.

*Fluctuation of NAV:* The NAV of Fund shares will generally fluctuate with changes in the market value of the Fund's securities holdings. The market prices of shares will generally fluctuate in accordance with changes in the Fund's NAV and supply and demand of shares on the Exchange. It cannot be predicted whether Fund shares will trade below, at or above their NAV. During periods of unusual volatility or market disruptions, market prices of Fund shares may deviate significantly from the market value of the Fund's securities holdings or the NAV of Fund shares. As a result, investors in the Fund may pay significantly more or receive significantly less for Fund shares than the value of the Fund's underlying securities or the NAV of Fund shares.

*Market Trading:* An investment in the Fund faces numerous market trading risks, including the potential lack of an active market for Fund shares, losses from trading in secondary markets, periods of high volatility and disruption in the creation/redemption process of the Fund. Any of these factors, among others, may lead to the Fund's shares trading at a premium or discount to NAV.

*Trading Issues:* Although Fund shares are listed for trading on the Exchange, there can be no assurance that an active trading market for such shares will develop or be maintained. Trading in Fund shares may be halted due to market conditions or for reasons that, in the view of the Exchange, make trading in shares inadvisable. There can be no assurance that the requirements of the Exchange necessary to maintain the listing of any Fund will continue to be met or will remain unchanged or that the shares

will trade with any volume, or at all. Further, secondary markets may be subject to erratic trading activity, wide bid/ask spreads and extended trade settlement periods in times of market stress because market makers and Authorized Participants may step away from making a market in Fund shares and in executing creation and redemption orders, which could cause a material deviation in the Fund's market price from its NAV.

*Management Risk:* While the Fund is not actively managed, the Fund is subject to the risks associated with decisions made by the Fund's investment adviser if the Fund utilizes a representative sampling strategy or to the extent the Fund's investment adviser makes decisions regarding the investment of collateral from securities on loan.

*Models and Data Risk:* The Index relies heavily on proprietary quantitative models as well as information and data supplied by third parties ("Models and Data"). When Models and Data prove to be incorrect or incomplete, any decisions by the Index made in reliance thereon expose the Fund to potential risks as the Fund tracks the Index.

*Natural Disaster/Epidemic Risk:* Natural or environmental disasters, such as earthquakes, fires, floods, hurricanes, tsunamis and other severe weather-related phenomena generally, and widespread disease, including pandemics and epidemics, have been and may be highly disruptive to economies and markets, adversely impacting individual companies, sectors, industries, markets, currencies, interest and inflation rates, credit ratings, investor sentiment, and other factors affecting the value of the Fund's investments. Given the increasing interdependence among global economies and markets, conditions in one country, market, or region are increasingly likely to adversely affect markets, issuers, and/or foreign exchange rates in other countries, including the U.S. Any such events could have a significant adverse impact on the value of the Fund's investments.

*New Fund Risk:* The Fund is a recently organized, non-diversified management investment company with limited operating history. As a result, prospective investors have a limited track record or history on which to base their investment decision. There can be no assurance that the Fund will grow to or maintain an economically viable size.

*Non-Diversification Risk:* Because the Fund is "non-diversified," it may invest a greater percentage of its assets in the securities of a single issuer or a small number of issuers than if it was a diversified fund. As a result, a decline in the value of an investment in a single issuer or a small number of issuers could cause the Fund's overall value to decline to a greater degree than if the Fund held a more diversified portfolio. This may increase the Fund's volatility and have a greater impact on the Fund's performance.

*Passive Investment Risk:* The Fund is not actively managed and therefore would not sell an equity security due to current or projected underperformance of a security, industry or sector, unless that security is removed from the Index. Unlike with an actively managed fund, the Fund's investment adviser does not use techniques or defensive strategies designed to lessen the effects of market volatility or to reduce the impact of periods of market decline. This means that, based on market and economic conditions, the Fund's performance could be lower than other types of funds that may actively shift their portfolio assets to take advantage of market opportunities or to lessen the impact of a market decline.

*Rule 144A Securities Risk:* Rule 144A securities are restricted securities that can be purchased only by "qualified institutional buyers," as defined under the Securities Act. The market for Rule 144A securities typically is less active than the market for publicly-traded securities. As such, investing in Rule 144A securities may reduce the liquidity of the Fund's investments, and the Fund may be unable to sell the security at the desired time or price, if at all. The purchase price and subsequent valuation of Rule 144A securities normally reflect a discount, which may be significant, from the market price of comparable unrestricted securities for which a liquid trading market exists. A restricted security that was liquid at the time of purchase may subsequently become illiquid and its value may decline as a result. In addition, transaction costs may be higher for restricted securities than for more liquid securities. The Fund may also have to bear the expense of registering the securities for resale and the risk of substantial delays in effecting the registration.

*Securities Lending Risk:* The Fund may engage in securities lending. The Fund may lose money if the borrower of the loaned securities delays returning in a timely manner or fails to return the loaned securities. Securities lending involves the risk that the Fund could lose money in the event of a decline in the value of collateral provided for loaned securities. In addition, the Fund bears the risk of loss in connection with its investment of the cash collateral it receives from a borrower. To the extent that the value or return of the Fund's investment of the cash collateral declines below the amount owed to the borrower, the Fund may incur losses that exceed the amount it earned on lending the security.

*Tracking Error Risk:* The Fund's return may not match or achieve a high degree of correlation with the return of the Index. To the extent the Fund utilizes a sampling approach, it may experience tracking error to a greater extent than if the Fund sought to replicate the Index. In addition, in order to minimize the market impact of an Index rebalance, the Fund may begin trading to effect the rebalance in advance of the effective date of the rebalance and continue trading after the effective date of the rebalance, which may contribute to tracking error.

## **Performance Information**

The Fund is new and therefore does not have performance history for a full calendar year. Once the Fund has completed a full calendar year of operations, a bar chart and table will be included that will provide some indication of the risks of investing in the Fund by showing the variability of the Fund's returns and comparing the Fund's performance to a broad measure of market performance. Updated performance information is available at [www.etfmg.com](http://www.etfmg.com).

**Investment Adviser**

ETF Managers Group LLC (the “Adviser”) serves as the investment adviser to the Fund.

**Portfolio Managers**

Samuel R. Masucci, III, Chief Executive Officer of the Adviser, Frank Vallario, Chief Investment Officer of the Adviser, Donal Bishnoi, Portfolio Manager of the Adviser, and Devin Ryder, Portfolio Manager of the Adviser, have been the Fund’s portfolio managers since the Fund’s inception in 2020.

For important information about the purchase and sale of Fund shares, tax information, and financial intermediary compensation, please turn to “Summary Information about Purchases, Sales, Taxes, and Financial Intermediary Compensation” on page 37 of the Prospectus.

## **Summary Information about Purchases, Sales, Taxes, and Financial Intermediary Compensation**

### **Purchase and Sale of Fund Shares**

Shares are listed on the Exchange, and individual Shares may only be bought and sold in the secondary market through brokers at market prices, rather than NAV. Because Shares trade at market prices rather than NAV, Shares may trade at a price greater than NAV (premium) or less than NAV (discount).

Each Fund issues and redeems Shares at NAV only in large blocks known as “Creation Units,” which only APs (typically, broker-dealers) may purchase or redeem. Each Fund generally issues and redeems Creation Units in exchange for a portfolio of securities (the “Deposit Securities”) and/or a designated amount of U.S. cash.

Investors may incur costs attributable to the difference between the highest price a buyer is willing to pay to purchase Shares (bid) and the lowest price a seller is willing to accept for Shares (ask) when buying or selling Shares in the secondary market (the “bid-ask spread”). Recent information about the Funds, including its NAV, market price, premiums and discounts, and bid-ask spreads is available on the Fund’s website at [www.etfmg.com](http://www.etfmg.com).

**Except when aggregated in Creation Units, the Fund’s shares are not redeemable securities.**

### **Tax Information**

The distributions made by the Funds are taxable, and will be taxed as ordinary income, qualified dividend income, or capital gains (or a combination), unless your investment is in an Individual Retirement Account (“IRA”) or other tax-advantaged account. However, subsequent withdrawals from such a tax-advantaged account may be subject to federal income tax. You should consult your tax advisor about your specific tax situation.

### **Financial Intermediary Compensation**

If you purchase shares of the Funds through a broker-dealer or other financial intermediary (such as a bank) (an “Intermediary”), the Adviser or its affiliates may pay Intermediaries for certain activities related to the Funds, including participation in activities that are designed to make Intermediaries more knowledgeable about exchange traded products, including the Funds, or for other activities, such as marketing, educational training or other initiatives related to the sale or promotion of a Fund’s shares. These payments may create a conflict of interest by influencing the Intermediary and your salesperson to recommend the Funds over another investment. Any such arrangements do not result in increased Fund expenses. Ask your salesperson or visit the Intermediary’s website for more information.

### **Additional Information about the Funds’ Investment Objectives and Strategies**

Each Fund, with the exception of the Ultra Short ETF, uses an “indexing” investment approach, and seeks to provide investment results that, before fees and expenses, corresponds generally to the price and yield performance of its respective Index. A number of factors may affect a Fund’s ability to achieve a high correlation with its Index, including the degree to which the Fund utilizes a sampling methodology. There can be no guarantee that the Funds will achieve a high degree of correlation. A Fund’s investment adviser (“Adviser”) may sell securities that are represented in such Fund’s Index or purchase securities not yet represented in the Index, in anticipation of their removal from or addition to the Index. There may also be instances in which the Adviser may choose to overweight securities in such Fund’s Index, thus causing the Fund to purchase or sell securities not in the Index, but which the Adviser believes are appropriate to substitute for certain securities in the Index. The Funds will not take defensive positions.

Each Fund, with the exception of the Ultra Short ETF, will invest at least 80% of its total assets, exclusive of collateral held from securities lending, in the component securities of its respective Index and in American Depositary Receipts (“ADRs”) and Global Depositary Receipts (“GDRs”) based on the component securities in the Index (the “80% Policy”). Each Fund, with the exception of the Ultra Short ETF, may invest up to 20% of its total assets in securities that are not in the Fund’s Index to the extent that the Fund’s Adviser believes that such investments should help the applicable Fund’s overall portfolio track its Index. Each Fund, with the exception of the Ultra Short ETF, will also concentrate its investments (*i.e.*, hold 25% or more of its net assets) in a particular industry or group of related industries to approximately the same extent that its Index is concentrated.

Each Fund, with the exception of the Junior Silver ETF and Ultra Short ETF, as part of its securities lending program, may invest collateral in an affiliated series of ETF Managers Trust, ETFMG Sit Ultra Short ETF. ETF Managers Group LLC serves as the investment adviser to ETFMG Sit Ultra Short ETF. Other investment companies, including Ultra Short ETF, in which a Fund may invest cash collateral can be expected to incur fees and expenses for operations, such as investment advisory and administration fees, which would be in addition to those incurred by the Fund, and which, with respect to Ultra Short ETF, will be received in full or in part by the Adviser.

Each Fund’s investment objective has been adopted as a non-fundamental investment policy and may be changed without shareholder approval upon reasonable notice to shareholders. Additionally, in accordance with rules under the Investment Company Act of 1940, as amended (the “1940 Act”), each Fund’s 80% Policy has been adopted as a non-fundamental investment policy and may be changed without shareholder approval upon 60 days’ written notice to shareholders.



The Travel Tech ETF has adopted the following policy to comply with Rule 35d-1 under the Investment Company Act of 1940. Such policy has been adopted as a non-fundamental investment policy and may be changed without shareholder approval upon 60 days' written notice to shareholders. Under normal circumstances, the Travel Tech ETF will not invest less than 80% of its net assets, plus the amount of any borrowings for investment purposes, in companies that are travel technology companies. The Travel Tech ETF considers such securities to be those that comprise its Index. For purposes of this policy, depositary receipts representing the component securities of the Index are treated as component securities of the Travel Tech ETF's Index.

The Treatments ETF has adopted the following policy to comply with Rule 35d-1 under the Investment Company Act of 1940. Such policy has been adopted as a non-fundamental investment policy and may be changed without shareholder approval upon 60 days' written notice to shareholders. Under normal circumstances, the Treatments ETF will not invest less than 80% of its net assets, plus the amount of any borrowings for investment purposes, in companies that are "Treatment Companies" or "Testing Companies". The Treatments ETF defines Treatment Companies as companies that (i) have one or more vaccines or treatments for infectious diseases in pre-clinical research, in any phase of U.S. Food and Drug Administration clinical trials, or in a commercial stage and (ii) are classified by the North American Industry Classification System as either "Pharmaceutical and Medicine Manufacturing" or "Research and Development in the Physical, Engineering, and Life Sciences". The Treatments ETF defines Testing Companies as companies that derive more than 50% of their revenue from the research, development, manufacturing, and provision of biological tests for patients.

#### **Additional Information about the Ultra Short ETF's Principal Investment Strategies**

To achieve the Ultra Short ETF's investment objective, the Sub-Adviser may invest in debt obligations of maturities with a dollar weighted average maturity of no more than 3 years and may invest in debt obligations with a maximum maturity of 4 years. During normal market circumstances the average portfolio effective duration for the Ultra Short ETF is expected to be more than 2 months, but less than 1 year. The Sub-Adviser considers effective duration to be a more accurate assessment of interest rate risk.

The stated maturity of a bond is the date when the issuer must repay the bond's entire principal value to an investor. Some types of bonds may also have an "effective maturity" that is shorter than the stated maturity due to prepayment or call provisions. Debt obligations without prepayment or call provisions generally have an effective maturity equal to their expected maturity. Dollar-weighted effective maturity is calculated by averaging the effective maturity of bonds held by the Ultra Short ETF with each effective maturity "weighted" according to the percentage of net assets that it represents.

The Sub-Adviser seeks to control credit quality risk by purchasing primarily investment grade, U.S. dollar-denominated debt obligations. The Ultra Short ETF may invest in debt obligations of all maturities.

The Ultra Short ETF invests primarily in investment grade domestic debt obligations (*i.e.*, obligations rated within the top four rating categories by a Nationally Recognized Statistical Rating Organization ("NRSRO") or of comparable quality as determined by the Sub-Adviser).

While the Ultra Short ETF may invest in debt obligations of maturities with a dollar weighted average maturity of no more than 3 years and debt obligations with a maximum maturity of 4 years, during normal market circumstances the average portfolio effective duration for the Ultra Short ETF is expected to be more than 2 months, but less than 1 year. Effective duration takes into account several variables, including the possibility that a bond may have prepayments or may be called by the issuer before its stated maturity date.

Duration is a measure of total price sensitivity relative to changes in interest rates. Portfolios with shorter durations are typically less sensitive to changes in interest rates. Duration measures how much the value of a security is expected to change with a given change in interest rates. Effective duration is one means used to measure interest rate risk. The longer a security's effective duration, the more sensitive its price is to changes in interest rates. For example, if interest rates rise by 1%, the market value of a security with an effective duration of 3 years would decrease by 3%, with all other factors being constant. The Sub-Adviser uses several methods to compute duration estimates appropriate for particular securities held in the Ultra Short ETF's portfolio. Duration estimates are based on assumptions by the Sub-Adviser and subject to a number of limitations. Duration is most useful when interest rate changes are small and occur equally in short-term and long-term securities. In addition, it is difficult to calculate precisely for bonds with prepayment options, such as mortgage-related securities, because the calculation requires assumptions about prepayment rates.

The Sub-Adviser generally will sell a security when, on a relative basis and in the Sub-Adviser's opinion, it will no longer help the Ultra Short ETF attain its objective(s). This could include, but is not limited to, changes in credit characteristics or outlook, as well as changes in portfolio strategy or cash flow needs. A security may also be sold based on relative value considerations and could be replaced with a security that presents a better value or risk/reward profile.

The Ultra Short ETF's investments are based on, although do not replicate, the securities composition of the Ultra Short ETF's benchmark index. Consequently, the Ultra Short ETF's portfolio composition and risks will differ from those of the benchmark index.

In determining which debt obligations to buy for the Ultra Short ETF, the Sub-Adviser attempts to achieve the Ultra Short ETF's investment objective primarily in three ways:

*Yield curve positioning:* The Sub-Adviser selects debt obligations with maturities and yields that it believes have the greatest potential for achieving the Ultra Short ETF's objectives. The yield curve is a graphic representation of the actual or projected yields of debt obligations in relation to their maturities and durations. The Sub-Adviser selects debt obligations with

maturities and yields that it believes have the greatest potential for achieving the Ultra Short ETF's objective. The debt obligations in the Ultra Short ETF, though, will not be identical to the debt obligations in the benchmark. Because the yield curve is constantly changing, the Sub-Adviser regularly adjusts the Ultra Short ETF's portfolio to purchase debt obligations that it believes will best assist the Ultra Short ETF in achieving its objective.

*Sector allocation:* The Sub-Adviser next evaluates the return potential of each sector (including: asset-backed debt obligations, mortgage-backed debt obligations, government and other public-sector bonds, and corporate bonds). The Sub-Adviser invests in debt obligations in those sectors which it believes represent the greatest potential for achieving the Ultra Short ETF's objectives. The Sub-Adviser regularly adjusts the portfolio in order to address changes in yields and underlying risks in various sectors.

*Security selection:* The Sub-Adviser then focuses on selecting individual debt obligations. The Sub-Adviser determines which issuers it believes offer the best relative value within each sector and then decides which available debt obligations of that issuer to purchase.

The Ultra Short ETF is an actively managed ETF that seeks to achieve its investment objective by primarily investing in a diversified portfolio of high-quality short-term U.S. dollar denominated domestic and foreign debt securities and other instruments.

The Ultra Short ETF will, under normal circumstances, invest primarily in fixed-income securities. These include:

- Commercial paper of domestic and foreign banks and corporations;
- Obligations of domestic and foreign banks and corporations, including both fixed rate and floating rate securities;
- Obligations of the U.S. government or its agencies, instrumentalities or sponsored enterprises;
- Mortgage and other asset-backed securities; and
- Repurchase agreements relating to the above instruments.

The Ultra Short ETF primarily invests in debt obligations with fixed rates of interest but may also invest in floating or variable rate debt obligations. Other public-sector entities include, but are not limited to, U.S., state and local (municipal) governments and their agencies and authorities, foreign government entities, and non-governmental organizations. The types of municipal obligations in which the Ultra Short ETF may invest include, but are not limited to, taxable and, to some extent, tax-exempt general obligation and revenue bonds, as well as advance refunded and escrowed-to-maturity bonds. Asset-backed obligations in which the Fund may invest are backed with underlying assets such as credit card receivables, auto receivables, student loans, utilities, equipment trust certificates, railway authorities, reimbursement/rate increase allowances and certain residential home loans. Money market instruments in which the Ultra Short ETF may invest include, among other things, U.S. government obligations, repurchase agreements, cash, bank obligations, commercial paper, variable amount master demand notes and corporate bonds with remaining maturities of 13 months or less. The Ultra Short ETF may invest in Rule 144A securities, which are not registered under the federal securities laws and cannot be sold to the U.S. public because of SEC regulations (known as "restricted securities"). The Ultra Short ETF generally considers Rule 144A securities to be liquid unless the Sub-Adviser determines otherwise. The Ultra Short ETF may also invest in other investment companies that principally invest in the types of instruments allowed by the investment strategies of the Ultra Short ETF.

#### **Additional Risk Information**

The following section provides additional information regarding the principal risks identified under "Principal Risks" in each Fund's summary.

*Active Management Risk (Ultra Short ETF only):* The Fund is actively managed, and its performance may reflect the Sub-Adviser's ability to make decisions which are suited to achieving the Fund's investment objective. Due to its active management, the Fund could underperform other funds with similar investment objectives.

*Cash Redemption Risk (Ultra Short ETF only):* When the Fund's investment strategy requires it to redeem shares for cash or to otherwise include cash as part of its redemption proceeds, it may be required to sell or unwind portfolio investments in order to obtain the cash needed to distribute redemption proceeds. This may cause the Fund to recognize a capital gain that it might not have recognized if it had made a redemption in-kind (*i.e.*, distribute securities as payment of redemption proceeds). As a result, the Fund may pay out higher annual capital gain distributions than if the in-kind redemption process was used.

*Call Risk (Ultra Short ETF only):* Many bonds may be redeemed ("called") at the option of the issuer before their stated maturity date. In general, an issuer will call its bonds if they can be refinanced by issuing new bonds which bear a lower interest rate. The Fund would then be forced to invest the unanticipated proceeds at lower interest rates, resulting in a decline in the Fund's income.

*Collateralized Mortgage Obligation Risk (Ultra Short ETF only):* The Fund may invest in collateralized mortgage obligations ("CMOs"), which are a type of mortgage-backed security. CMOs are created by dividing the principal and interest payments collected on a pool of mortgages into several revenue streams (tranches) with different priority rights to portions of the underlying mortgage payments.

*Concentration Risk (each Fund except Ultra Short ETF):* The Fund's investments will be concentrated in an industry or group of industries to the extent the Index is so concentrated. To the extent the Fund invests more heavily in particular industries, groups of industries, or sectors of the economy, its performance will be especially sensitive to developments that significantly affect those industries, groups of industries, or sectors of the economy, and the value of Shares may rise and fall more than the value of shares that invest in securities of companies in a broader range of industries or sectors.

*Credit Risk (Ultra Short ETF only):* Credit risk is the risk that an issuer or guarantor of debt instruments or the counterparty to a derivatives contract, repurchase agreement or loan of portfolio securities will be unable or unwilling to make its timely interest and/or principal payments or to otherwise honor its obligations. Debt instruments are subject to varying degrees of credit risk, which may be reflected in their credit ratings. There is the chance that the Fund's portfolio holdings will have their credit ratings downgraded or will default (*i.e.*, fail to make scheduled interest or principal payments), potentially reducing the Fund's income level or share price.

*Cyber Security Companies Risk (Cyber Security ETF only):* Companies in the cyber security field, including companies in the Cyber Defense Architecture Providers and Cyber Defense Application Providers sectors, face intense competition, both domestically and internationally, which may have an adverse effect on profit margins. Cyber security companies may have limited product lines, markets, financial resources or personnel. The products of cyber security companies may face obsolescence due to rapid technological developments and frequent new product introduction, and such companies may face unpredictable changes in growth rates, competition for the services of qualified personnel and competition from foreign competitors with lower production costs. Companies in the cyber security field are heavily dependent on patent and intellectual property rights. The loss or impairment of these rights may adversely affect the profitability of these companies. Additionally, companies in the cyber security field may be the target of cyber-attacks, which, if successful, could significantly or permanently damage a company's reputation, financial condition and ability to conduct business in the future.

*Equity Market Risk (each Fund except Ultra Short ETF):* An investment in a Fund involves risks of investing in equity securities, such as market fluctuations caused by such factors as economic and political developments, changes in interest rates and perceived trends in securities prices. The values of equity securities could decline generally or could underperform other investments. Different types of equity securities tend to go through cycles of out-performance and under-performance in comparison to the general securities markets. In addition, securities may decline in value due to factors affecting a specific issuer, market or securities markets generally. Holders of common stocks incur more risk than holders of preferred stocks and debt obligations because common stockholders, as owners of the issuer, have generally inferior rights to receive payments from the issuer in comparison with the rights of creditors of, or holders of debt obligations or preferred stocks issued by, the issuer. Additionally, natural or environmental disasters, widespread disease or other public health issues, war, acts of terrorism or other events could result in increased premiums or discounts to the Fund's NAV.

*ETF Risks:*

*Absence of an Active Market Risk:* Although the Funds' shares are approved for listing on the Exchange, there can be no assurance that an active trading market will develop and be maintained for Fund shares. There can be no assurance that a Fund will grow to or maintain an economically viable size, in which case such Fund may experience greater tracking error to its Index than it otherwise would at higher asset levels or the Fund may ultimately liquidate.

*Authorized Participants, Market Makers and Liquidity Providers Concentration Risk:* Each Fund has a limited number of financial institutions that may act as Authorized Participants ("APs"), none of which are obligated to engage in creation and/or redemption transactions. In addition, there may be a limited number of market makers and/or liquidity providers in the marketplace. To the extent either of the following events occur, there may be a significantly diminished trading market for Fund shares and shares may trade at a material discount to NAV and possibly face delisting: (i) APs exit the business or otherwise become unable to process creation and/or redemption orders and no other APs step forward to perform these services, or (ii) market makers and/or liquidity providers exit the business or significantly reduce their business activities and no other entities step forward to perform their functions. The risks associated with limited APs may be heightened in scenarios where APs have limited or diminished access to the capital required to post collateral.

*Cash Transactions Risk (Travel Tech ETF and Treatments ETF only):* While not likely, the Fund may effect its creations and redemptions primarily for cash, rather than in-kind securities. Paying redemption proceeds in cash rather than through in-kind delivery of portfolio securities may require the fund to dispose of or sell portfolio investments at an inopportune time to obtain the cash needed to distribute redemption proceeds. This may cause the Fund to incur certain costs such as brokerage costs, and to recognize gains or losses that it might not have incurred if it had made a redemption in-kind. As a result, the Fund may pay out higher or lower annual capital gains distributions than ETFs that redeem in-kind. In addition, the costs imposed on the Fund will decrease the Fund's NAV unless the costs are offset by a transaction fee payable by an AP.

*Costs of Buying or Selling Shares Risk:* Investors buying or selling a Fund's shares in the secondary market will pay brokerage commissions or other charges imposed by brokers as determined by the applicable broker. Brokerage commissions are often a fixed amount and may be a significant proportional cost for investors seeking to buy or sell relatively small amounts of shares. In addition, secondary market investors will also incur the cost of the difference between the price that an investor is willing to pay for shares (the "bid" price) and the price at which an investor is willing to sell shares (the "ask" price). This difference in bid and ask prices is often referred to as the "spread" or "bid/ask spread." The bid/ask spread varies over time for shares based

on trading volume and market liquidity, and is generally lower if a Fund's shares have more trading volume and market liquidity and higher if the Fund's shares have little trading volume and market liquidity. Further, increased market volatility may cause increased bid/ask spreads. Due to the costs of buying or selling shares, including bid/ask spreads, frequent trading of shares may significantly reduce investment results and an investment in shares may not be advisable for investors who anticipate regularly making small investments.

*Fluctuation of NAV Risk:* The NAV of a Fund's shares will generally fluctuate with changes in the market value of the Fund's securities holdings. The market prices of shares will generally fluctuate in accordance with changes in a Fund's NAV and supply and demand of shares on the Exchange. It cannot be predicted whether a Fund's shares will trade below, at or above their NAV. Price differences may be due, in large part, to the fact that supply and demand forces at work in the secondary trading market for shares will be closely related to, but not identical to, the same forces influencing the prices of the securities of the Index trading individually or in the aggregate at any point in time. The market prices of a Fund's shares may deviate significantly from the NAV of the shares during periods of market volatility. While the creation/redemption feature is designed to make it likely that a Fund's shares normally will trade close to the Fund's NAV, disruptions to creations and redemptions may result in trading prices that differ significantly from the Fund's NAV. As a result, investors in the Fund may pay significantly more or receive significantly less for Fund shares than the value of a Fund's underlying securities or the NAV of Fund shares. If an investor purchases a Fund's shares at a time when the market price is at a premium to the NAV of the shares or sells at a time when the market price is at a discount to the NAV of the shares, then the investor may sustain losses.

*Market Trading Risk:* An investment in a Fund faces numerous market trading risks, including the potential lack of an active market for Fund shares, losses from trading in secondary markets, periods of high volatility and disruption in the creation/redemption process of the Fund. Any of these factors, among others, may lead to the Fund's shares trading at a premium or discount to NAV.

*Trading Issues Risk:* Although each Fund's shares are listed for trading on the Exchange, there can be no assurance that an active trading market for such shares will be maintained. Trading in a Fund's shares may be halted due to market conditions or for reasons that, in the view of the Exchange, make trading in shares inadvisable. In addition, trading in shares is subject to trading halts caused by extraordinary market volatility pursuant to the Exchange "circuit breaker" rules, which temporarily halt trading on the Exchange when a decline in the S&P 500 Index during a single day reaches certain thresholds (e.g., 7%, 13% and 20%). Additional rules applicable to the Exchange may halt trading in Fund shares when extraordinary volatility causes sudden, significant swings in the market price of Fund shares. There can be no assurance that the requirements of the Exchange necessary to maintain the listing of a Fund will continue to be met or will remain unchanged or that the shares will trade with any volume, or at all. In stressed market conditions, the liquidity of a Fund's shares may begin to mirror the liquidity of the applicable Fund's underlying portfolio holdings, which can be significantly less liquid than the Fund's shares, potentially causing the market price of the Fund's shares to deviate from their NAV.

Further, secondary markets may be subject to erratic trading activity, wide bid/ask spreads and extended trade settlement periods in times of market stress because market makers and Authorized Participants may step away from making a market in Fund shares and in executing creation and redemption orders, which could cause a material deviation in a Fund's market price from its NAV. Decisions by market makers or Authorized Participants to reduce their role or step away from these activities in times of market stress could inhibit the effectiveness of the arbitrage process in maintaining the relationship between the underlying value of a Fund's portfolio securities and the Fund's market price. This reduced effectiveness could result in Fund shares trading at a price which differs materially from NAV and also in greater than normal intraday bid/ask spreads for Fund shares. During a "flash crash," the market prices of a Fund's shares may decline suddenly and significantly. Such a decline may not reflect the performance of the portfolio securities held by a Fund. Flash crashes may cause Authorized Participants and other market makers to limit or cease trading in a Fund's shares for temporary or longer periods. Shareholders could suffer significant losses to the extent that they sell shares at these temporarily low market prices.

*Extension Risk (Ultra Short ETF only):* When interest rates rise, certain obligations may be paid off by the obligor more slowly than anticipated, causing the value of these securities to fall.

*Fixed-Income Instruments Risks (Ultra Short ETF only):* Changes in interest rates generally will cause the value of fixed-income instruments held by the Fund to vary inversely to such changes. Prices of longer-term fixed-income instruments generally fluctuate more than the prices of shorter-term fixed income instruments as interest rates change. Fixed-income instruments that are fixed-rate are generally more susceptible than floating rate loans to price volatility related to changes in prevailing interest rates. The prices of floating rate fixed-income instruments tend to have less fluctuation in response to changes in interest rates, but will have some fluctuation, particularly when the next interest rate adjustment on such security is further away in time or adjustments are limited in amount over time. The Fund may invest in short-term securities that, when interest rates decline, affect the Fund's yield as these securities mature or are sold and the Fund purchases new short-term securities with lower yields. An obligor's willingness and ability to pay interest or to repay principal due in a timely manner may be affected by, among other factors, its cash flow.

*Floating or Variable Rate Securities Risk (Ultra Short ETF only):* Floating or variable rate securities pay interest at rates that adjust in response to changes in a specified interest rate or reset at predetermined dates (such as the end of a calendar quarter). Securities with

floating or variable interest rates are generally less sensitive to interest rate changes than securities with fixed interest rates but may decline in value if their interest rates do not rise as much, or as quickly, as comparable market interest rates. Conversely, floating or variable rate securities will not generally increase in value if interest rates decline. The impact of interest rate changes on floating or variable rate securities is typically mitigated by the periodic interest rate reset of the investments. Floating or variable rate securities are often subject to restrictions on resale, which can result in reduced liquidity.

*Foreign Investment Risk (each Fund except Ultra Short ETF):* Returns on investments in foreign stocks could be more volatile than, or trail the returns on, investments in U.S. stocks. Since foreign exchanges may be open on days when a Fund does not price its Shares, the value of the securities in such Fund's portfolio may change on days when shareholders will not be able to purchase or sell the Shares. Conversely, Shares may trade on days when foreign exchanges are closed. Because securities held by a Fund trade on foreign exchanges that are closed when such Fund's primary listing exchange is open, the Fund is likely to experience premiums and discounts greater than those of domestic ETFs. Each of these factors can make investments in a Fund more volatile and potentially less liquid than other types of investments.

*Currency Risk:* Indirect and direct exposure to foreign currencies subjects the Funds to the risk that currencies will decline in value relative to the U.S. dollar. Currency rates in foreign countries may fluctuate significantly over short periods of time for a number of reasons, including changes in interest rates and the imposition of currency controls or other political developments in the U.S. or abroad. Each Fund's NAV is determined on the basis of U.S. dollars and, therefore, a Fund may lose value if the local currency of a foreign market depreciates against the U.S. dollar, even if the local currency value of the Fund's holdings goes up.

*Depository Receipts Risk:* The Funds may invest in depository receipts. Depository receipts include ADRs and GDRs. ADRs are U.S. dollar-denominated receipts representing shares of foreign-based corporations. ADRs are issued by U.S. banks or trust companies, and entitle the holder to all dividends and capital gains that are paid out on the underlying foreign shares. GDRs are depository receipts which are similar to ADRs, but are shares of foreign-based corporations generally issued by international banks in one or more markets around the world. Investment in ADRs and GDRs may be less liquid than the underlying shares in their primary trading market and GDRs, many of which are issued by companies in emerging markets, may be more volatile and less liquid than depository receipts issued by companies in more developed markets.

Depository receipts may be sponsored or unsponsored. Sponsored depository receipts are established jointly by a depository and the underlying issuer, whereas unsponsored depository receipts may be established by a depository without participation by the underlying issuer. Holders of an unsponsored depository receipt generally bear all the costs associated with establishing the unsponsored depository receipt. In addition, the issuers of the securities underlying unsponsored depository receipts are not obligated to disclose material information in the United States and, therefore, there may be less information available regarding such issuers and there may not be a correlation between such information and the market value of the depository receipts.

Depository receipts may be unregistered and unlisted. The Funds' investments also may include ADRs and GDRs that are not purchased in the public markets and are restricted securities that can be offered and sold only to "qualified institutional buyers" under Rule 144A of the Securities Act of 1933, as amended. The Adviser will determine the liquidity of such investments pursuant to guidelines established by the Board. If a particular investment in such ADRs or GDRs is deemed illiquid, that investment will be included within each Fund's limitation on investment in illiquid securities. Moreover, if adverse market conditions were to develop during the period between a Fund's decision to sell these types of ADRs or GDRs and the point at which the Fund is permitted or able to sell such security, the Fund might obtain a price less favorable than the price that prevailed when it decided to sell.

*Emerging Markets Securities Risk (Cyber Security ETF, Junior Silver ETF, and Mobile Payments ETF only):* A Fund's investments may expose the Fund's portfolio to the risks of investing in emerging markets. Investments in emerging markets are subject to greater risk of loss than investments in developed markets. This is due to, among other things, greater market volatility, lower trading volume, political and economic instability, greater risk of market shutdown and more governmental limitations on foreign investments than typically found in developed markets. In addition, less developed markets are more likely to experience problems with the clearing and settling of trades and the holding of securities by local banks, agents and depositories.

*Foreign Market and Trading Risk (Cyber Security ETF, Junior Silver ETF, Mobile Payments ETF, and Travel Tech ETF only):* The trading markets for many foreign securities are not as active as U.S. markets and may have less governmental regulation and oversight. Foreign markets also may have clearance and settlement procedures that make it difficult for a Fund to buy and sell securities. These factors could result in a loss to a Fund by causing the Fund to be unable to dispose of an investment or to miss an attractive investment opportunity, or by causing Fund assets to be uninvested for some period of time. Where all or a part of a Fund's underlying securities trade in a market that is closed when the Exchange is open, there may be changes between the last quotation from its closed foreign market and the value of such securities during the Fund's domestic trading day. This could lead to differences between the market price of a Fund's shares and the value of a Fund's underlying securities.

*Foreign Securities Risk:* Each Fund invests in foreign securities, including non-U.S. dollar-denominated securities traded outside of the United States and U.S. dollar-denominated securities of foreign issuers traded in the United States. Investment in foreign securities may involve higher costs than investment in U.S. securities, including higher transaction and custody costs as well as the imposition of additional taxes by foreign governments. Foreign investments may also involve risks associated with the level of currency exchange rates, less complete financial information about the issuers, less market liquidity, more market volatility and political instability, as well as varying regulatory requirements applicable to investments in non-U.S. issuers. Future political and economic developments, the possible imposition of withholding taxes on dividend income, the possible seizure or nationalization of foreign holdings, the possible establishment of exchange controls or freezes on the convertibility of currency, or the adoption of other governmental restrictions might adversely affect an investment in foreign securities. Additionally, foreign issuers may be subject to less stringent regulation, and to different accounting, auditing and recordkeeping requirements.

*Political and Economic Risk:* Each Fund is subject to foreign political and economic risk not associated with U.S. investments, meaning that political events (civil unrest, national elections, changes in political conditions and foreign relations, imposition of exchange controls and repatriation restrictions), social and economic events (labor strikes, rising inflation) and natural disasters occurring in a country where the Fund invests could cause the Fund's investments in that country to experience gains or losses. A Fund also could be unable to enforce its ownership rights or pursue legal remedies in countries where it invests.

*Privatization Risk (Cyber Security ETF, Mobile Payments ETF, and Travel Tech ETF only):* Some countries in which the Fund invests have begun a process of privatizing certain entities and industries. Privatized entities may lose money or be re-nationalized.

*Foreign Debt Securities Risk (Ultra Short ETF only):* The Fund may invest in U.S. dollar-denominated debt obligations of foreign issuers. Foreign debt obligations are generally determined based on the ultimate parent country of risk which consists of the following four factors: management location, country of primary listing, country of revenue and reporting currency of the issuer. Debt obligations issued by a foreign entity that are subject to a guarantee of a U.S. corporate parent or other U.S. entity are generally not regarded as foreign securities.

*Geographic Concentration Risk (Travel Tech ETF only):* The Fund is subject to geographic concentration risk, which is the chance that world events—such as political upheaval, financial troubles, or natural disasters—will adversely affect the value of securities issued by companies in foreign countries or regions. Because the Fund may invest a large portion of its assets in securities of companies located in any one country or region, the Fund's performance may be hurt disproportionately by the poor performance of its investments in that area.

*Risks Related to Investing in Western Europe.* Most developed countries in Western Europe are members of the European Union (EU), and many are also members of the European Monetary Union (EMU), which requires compliance with restrictions on inflation rates, deficits, and debt levels. Unemployment in certain European nations is historically high and several countries face significant debt problems. These conditions can significantly affect every country in Europe. The euro is the official currency of the EU. Funds that invest in Europe may have significant exposure to the euro and events affecting the euro. Recent market events affecting several of the EU member countries have adversely affected the sovereign debt issued by those countries, and ultimately may lead to a decline in the value of the euro. A significant decline in the value of the euro may produce unpredictable effects on trade and commerce generally and could lead to increased volatility in financial markets worldwide.

In a referendum held in June 2016 (known as "Brexit"), the United Kingdom ("UK") voted to leave the EU. Although the precise time frame for "Brexit" is uncertain, the UK invoked article 50 of the Lisbon Treaty on March 29, 2017 to withdraw from the EU by March 29, 2019. It is unclear how withdrawal negotiations will be conducted and what the potential consequences may be. Withdrawal is expected to be followed by a transition period during which businesses and others prepare for the new post-Brexit rules to take effect on January 1, 2021. During this period and beyond, the impact on the UK and European economies and the broader global economy could be significant, resulting in negative impacts, such as increased volatility and illiquidity, and potentially lower economic growth on markets in the UK, Europe and globally, which may adversely affect the value of the Fund's investments.

*Geographic Risk (Junior Silver ETF only):* A Fund that is less diversified across countries or geographic regions is generally riskier than more geographically diversified funds and risks associated with such countries or geographic regions may negatively affect the Fund.

*Canada-Specific Risk (Junior Silver ETF only):* Because the investments of the Fund may be geographically concentrated in Canadian companies or companies that have a significant presence in Canada, investment results could be dependent on the financial condition of the Canadian economy. The Canadian economy is reliant on the sale of natural resources and commodities, which can pose risks such as the fluctuation of prices and the variability of demand for exportation of such products. Changes in spending on Canadian products by the economies of other countries or changes in any of these economies may cause a significant impact on the Canadian economy.

*Illiquid Securities Risks (Ultra Short ETF only):* The Fund may invest up to 15% of its net assets in illiquid securities, such as repurchase agreements with a term greater than seven days. Illiquid securities may be difficult to dispose of at a fair price at the times when the Fund believes it is desirable to do so. Investment of the Fund's assets in illiquid securities may restrict the Fund's ability to take advantage of market opportunities. Additionally, the Fund may have to forego all or a portion of the interest earned on a repurchase agreement or pay a penalty to terminate such agreement prior to its contractual end date. Liquidity risk may impact the Fund's ability to meet shareholder redemptions and as a result, the Fund may be forced to sell securities at inopportune prices.

*Large Shareholder Transactions Risk (Ultra Short ETF only):* Shares of the Fund are offered to certain other investment companies, large retirement plans and other large investors. As a result, the Fund is subject to the risk that those shareholders may purchase or redeem a large amount of shares of the Fund. To satisfy such large shareholder redemptions, the Fund may have to sell portfolio securities at times when it would not otherwise do so, which may negatively impact the Fund's NAV and liquidity. In addition, large purchases of Fund shares could adversely affect the Fund's performance to the extent that the Fund does not immediately invest cash it receives and therefore holds more cash than it ordinarily would. Large shareholder activity could also generate increased transaction costs and cause adverse tax consequences.

*Management Risk (each Fund except Ultra Short ETF):* While the Fund is not actively managed, the Fund is subject to the risks associated with decisions made by the Adviser if the Fund utilizes a representative sampling strategy or to the extent the Adviser makes decisions regarding the investment of collateral from securities on loan.

*Market Trading Risk (Ultra Short ETF only):* An investment in the Fund faces numerous market trading risks, including the potential lack of an active market for Fund shares, losses from trading in secondary markets, periods of high volatility and disruption in the creation/redemption process of the Fund. Any of these factors, among others, may lead to the Fund's shares trading at a premium or discount to NAV.

*Trading Issues:* Although the Fund's shares are listed for trading on the Exchange, there can be no assurance that an active trading market for such shares will be maintained. Trading in the Fund's shares may be halted due to market conditions or for reasons that, in the view of the Exchange, make trading in shares inadvisable. In addition, trading in shares is subject to trading halts caused by extraordinary market volatility pursuant to the Exchange "circuit breaker" rules, which temporarily halt trading on the Exchange when a decline in the S&P 500 Index during a single day reaches certain thresholds (e.g., 7%, 13% and 20%). Additional rules applicable to the Exchange may halt trading in Fund shares when extraordinary volatility causes sudden, significant swings in the market price of Fund shares. There can be no assurance that the requirements of the Exchange necessary to maintain the listing of the Fund will continue to be met or will remain unchanged or that the shares will trade with any volume, or at all. In stressed market conditions, the liquidity of the Fund's shares may begin to mirror the liquidity of the Fund's underlying portfolio holdings, which can be significantly less liquid than the Fund's shares, potentially causing the market price of the Fund's shares to deviate from their NAV. Further, secondary markets may be subject to erratic trading activity, wide bid/ask spreads and extended trade settlement periods in times of market stress because market makers and Authorized Participants may step away from making a market in Fund shares and in executing creation and redemption orders, which could cause a material deviation in the Fund's market price from its NAV. Decisions by market makers or Authorized Participants to reduce their role or step away from these activities in times of market stress could inhibit the effectiveness of the arbitrage process in maintaining the relationship between the underlying value of the Fund's portfolio securities and the Fund's market price. This reduced effectiveness could result in Fund shares trading at a price which differs materially from NAV and also in greater than normal intraday bid/ask spreads for Fund shares. During a "flash crash," the market prices of the Fund's shares may decline suddenly and significantly. Such a decline may not reflect the performance of the portfolio securities held by the Fund. Flash crashes may cause Authorized Participants and other market makers to limit or cease trading in the Fund's shares for temporary or longer periods. Shareholders could suffer significant losses to the extent that they sell shares at these temporarily low market prices.

*Fluctuation of NAV:* The NAV of Fund shares will generally fluctuate with changes in the market value of the Fund's securities holdings. The market prices of shares will generally fluctuate in accordance with changes in the Fund's NAV and supply and demand of shares on the Exchange. It cannot be predicted whether Fund shares will trade below, at or above their NAV. Price differences may be due, in large part, to the fact that supply and demand forces at work in the secondary trading market for shares will be closely related to, but not identical to, the same forces influencing the prices of the securities of the Fund trading individually or in the aggregate at any point in time. The market prices of Fund shares may deviate significantly from the NAV of the shares during periods of market volatility. However, given that shares can be created and redeemed in Creation Units (unlike shares of many closed-end funds, which frequently trade at appreciable discounts from, and sometimes at premiums to, their NAV), the Sub-Adviser believes that large discounts or premiums to the NAV of shares should not be sustained. While the creation/redemption feature is designed to make it likely that Fund shares normally will trade close to the Fund's NAV, disruptions to creations and redemptions may result in trading prices that differ significantly from the Fund's NAV. If an investor purchases Fund shares at a time when the market price is at a premium to the NAV of the shares or sells at a time when the market price is at a discount to the NAV of the shares, then the investor may sustain losses.

*Costs of Buying or Selling Shares:* Investors buying or selling Fund shares in the secondary market will pay brokerage commissions or other charges imposed by brokers as determined by that broker. Brokerage commissions are often a fixed

amount and may be a significant proportional cost for investors seeking to buy or sell relatively small amounts of shares. In addition, secondary market investors will also incur the cost of the difference between the price that an investor is willing to pay for shares (the “bid” price) and the price at which an investor is willing to sell shares (the “ask” price). This difference in bid and ask prices is often referred to as the “spread” or “bid/ask spread.” The bid/ask spread varies over time for shares based on trading volume and market liquidity and is generally lower if the Fund’s shares have more trading volume and market liquidity and higher if the Fund’s shares have little trading volume and market liquidity. Further, increased market volatility may cause increased bid/ask spreads. Due to the costs of buying or selling shares, including bid/ask spreads, frequent trading of shares may significantly reduce investment results and an investment in shares may not be advisable for investors who anticipate regularly making small investments.

*Mobile Payment Companies Risk (Mobile Payments ETF only):* Mobile Payment Companies face intense competition, both domestically and internationally, which may have an adverse effect on profit margins. Mobile Payment Companies are also subject to increasing regulatory constraints, particularly with respect to fees, competition and anti-trust matters, cybersecurity and privacy. In addition to the costs of complying with such constraints, the unintended disclosure of confidential information, whether because of an error or a cybersecurity event, could adversely affect the profitability and value of these companies. Mobile Payment Companies may be highly dependent on their ability to enter into agreements with merchants and other third parties to utilize a particular payment method, system, software or service, and such agreements may be subject to increased regulatory scrutiny. Additionally, certain Mobile Payment Companies have recently faced increased costs related to class-action litigation challenging such agreements, and the cost of such litigation, particularly for a company losing such litigation, could significantly affect the profitability and value of the company. Mobile Payment Companies may also be active in acquiring other companies, and their ability to successfully integrate such acquisitions would negatively affect the profitability and value of such Mobile Payment Companies.

*Models and Data Risk (each Fund expect Ultra Short ETF):* When models and data prove to be incorrect or incomplete, any decisions made in reliance thereon expose the Fund to potential risks as the Fund tracks the Index. For example, by relying on models and data, the Index, and consequently the Fund, may add or remove certain investments at prices that are too high or too low or to miss favorable opportunities altogether.

Models may have aspects that are predictive in nature. The use of predictive models has inherent risks. For example, such models may incorrectly forecast future behavior, leading to potential losses on a cash flow and/or a mark-to-market basis. In addition, in unforeseen or certain low-probability scenarios (often involving a market disruption of some kind), such models may produce unexpected results, which can result in losses for the Fund. Furthermore, because predictive models are usually constructed based on historical data supplied by third parties, the success of relying on such models may depend heavily on the accuracy and reliability of the supplied historical data.

All models rely on correct market data inputs. If incorrect market data is entered into even a well-founded model, the resulting information will be incorrect. However, even if market data is input correctly, “model prices” will often differ substantially from market prices, especially for instruments with complex characteristics, such as derivative instruments.

*Mortgage- and Asset-Backed Securities Risk (Ultra Short ETF only):* Mortgage- and asset-backed securities are more sensitive to interest rate risk than other types of fixed income securities. Modest movements in interest rates (both increases and decreases) may quickly and significantly reduce the value of certain types of these securities. When interest rates fall, mortgage- and asset-backed securities may be subject to prepayment risk. Prepayment risk is the risk that the borrower will prepay some or the entire principal owed to the investor. If that happens, the Fund may have to replace the security by investing the proceeds in a security with a lower yield. This could reduce the share price and income distributions of the Fund. When interest rates rise, certain types of mortgage- and asset-backed securities are subject to extension risk. Mortgage- and asset-backed securities can also be subject to the risk of default on the underlying residential or commercial mortgage(s) or other assets. Weakening real estate markets may cause default rates to rise, which would result in a decline in the value of mortgage-backed securities.

Certain mortgage-backed securities may be secured by pools of mortgages on single-family, multi-family properties, as well as commercial properties. Similarly, asset-backed securities may be secured by pools of loans, such as corporate loans, student loans, automobile loans and credit card receivables. The credit risk on such securities is affected by homeowners or borrowers defaulting on their loans. The values of assets underlying mortgage-backed and asset-backed securities may decline and therefore may not be adequate to cover underlying investors. Some mortgage-backed and asset-backed securities have experienced extraordinary weakness and volatility in recent years.

*Municipal Securities Risk (Ultra Short ETF only):* Municipal securities risks include the ability of the issuer to repay the obligation, the relative lack of information about certain issuers of municipal securities, and the possibility of future legislative changes which could affect the market for and value of municipal securities. These risks include:

*General Obligation Bonds Risks:* The full faith, credit and taxing power of the municipality that issues a general obligation bond secures payment of interest and repayment of principal. Timely payments depend on the issuer’s credit quality, ability to raise tax revenues and ability to maintain an adequate tax base.



*Revenue Bonds Risks:* Payments of interest and principal on revenue bonds are made only from the revenues generated by a particular facility, class of facilities or the proceeds of a special tax or other revenue source. These payments depend on the money earned by the particular facility or class of facilities, or the amount of revenues derived from another source.

*Private Activity Bonds Risks:* Municipalities and other public authorities issue private activity bonds to finance development of industrial facilities for use by a private enterprise. The private enterprise pays the principal and interest on the bond, and the issuer does not pledge its full faith, credit and taxing power for repayment. If the private enterprise defaults on its payments, the Fund may not receive any income or get its money back from the investment.

*Moral Obligation Bonds Risks:* Moral obligation bonds are generally issued by special purpose public authorities of a state or municipality. If the issuer is unable to meet its obligations, repayment of these bonds becomes a moral commitment, but not a legal obligation, of the state or municipality.

*Municipal Notes Risks:* Municipal notes are shorter term municipal debt obligations. They may provide interim financing in anticipation of, and are secured by, tax collection, bond sales or revenue receipts. If there is a shortfall in the anticipated proceeds, the notes may not be fully repaid, and the Fund may lose money.

*Municipal Lease Obligations Risks:* In a municipal lease obligation, the issuer agrees to make payments when due on the lease obligation. The issuer will generally appropriate municipal funds for that purpose but is not obligated to do so. Although the issuer does not pledge its unlimited taxing power for payment of the lease obligation, the lease obligation is secured by the leased property. However, if the issuer does not fulfill its payment obligation it may be difficult to sell the property and the proceeds of a sale may not cover the Fund's loss.

*Tax Risk:* Investments in tax-exempt municipal securities rely on the opinion of the issuer's bond counsel that the interest paid on those securities will not be subject to federal income tax. Tax opinions are generally provided at the time the municipal security is initially issued. However, after the Fund buys a security, the Internal Revenue Service may determine that a bond issued as tax-exempt should in fact be taxable, and the Fund's dividends with respect to that bond might be subject to federal income tax. Changes in tax laws or adverse determinations by the Internal Revenue Service may make the income from some municipal obligations taxable. Municipal obligations that are backed by the issuer's taxing authority, known as general obligation bonds, may partially depend for payment on legislative appropriation and/or aid from other governments. These municipal obligations may be vulnerable to legal limits on a government's power to raise revenue or increase taxes. Other municipal obligations, known as special revenue obligations, are payable from revenues earned by a particular project or other revenue source. These obligations are subject to greater risk of default than general obligation bonds because investors can look only to the revenue generated by the project or private company, rather than to the credit of the state or local government issuer of the obligations.

*Natural Disaster/Epidemic Risk:* Natural or environmental disasters, such as earthquakes, fires, floods, hurricanes, tsunamis and other severe weather-related phenomena generally, and widespread disease, including pandemics and epidemics, have been and may be highly disruptive to economies and markets, adversely impacting individual companies, sectors, industries, markets, currencies, interest and inflation rates, credit ratings, investor sentiment, and other factors affecting the value of the Fund's investments. Given the increasing interdependence among global economies and markets, conditions in one country, market, or region are increasingly likely to adversely affect markets, issuers, and/or foreign exchange rates in other countries, including the U.S. Any such events could have a significant adverse impact on the value of the Fund's investments.

*New Fund Risk (Travel Tech ETF and Treatments ETF only):* The Fund is a recently organized investment company with no operating history. As a result, prospective investors have no track record or history on which to base their investment decision.

*Non-Diversification Risk (Junior Silver ETF, Mobile Payments ETF, and Treatments ETF only):* Because the Funds are "non-diversified," a Fund may invest a greater percentage of its assets in the securities of a single issuer or a small number of issuers than if it was a diversified fund. As a result, a decline in the value of an investment in a single issuer or a small number of issuers could cause a Fund's overall value to decline to a greater degree than if the Fund held a more diversified portfolio. This may increase a Fund's volatility and have a greater impact on the Fund's performance.

*Other Investment Companies Risk (Ultra Short ETF and Travel Tech ETF only):* The Fund may invest in shares of investment companies. The risks of investment in these securities typically reflect the risks of the types of instruments in which the investment company invests. When the Fund invests in investment company securities, shareholders of the Fund bear indirectly their proportionate share of their fees and expenses, as well as their share of the Fund's fees and expenses. As a result, an investment by the Fund in an investment company could cause the Fund's operating expenses (taking into account indirect expenses such as the fees and expenses of the investment company) to be higher and, in turn, performance to be lower than if it were to invest directly in the instruments underlying the investment company.

*Passive Investment Risk (each Fund except the Ultra Short ETF):* The Funds are not actively managed. Therefore, unless a specific security is removed from a Fund's Index, the Fund generally would not sell a security because the security's issuer was in financial trouble. If a specific security is removed from a Fund's Index, the Fund may be forced to sell such security at an inopportune time or for a price other than the security's current market value. An investment in the Funds involves risks similar to those of investing in any

equity securities traded on an exchange, such as market fluctuations caused by such factors as economic and political developments, changes in interest rates and perceived trends in security prices. It is anticipated that the value of a Fund's shares will decline, more or less, in correspondence with any decline in value of the Fund's respective Index. An Index may not contain the appropriate mix of securities for any particular economic cycle, and the timing of movements from one type of security to another in seeking to replicate the Index could have a negative effect on a Fund. Unlike with an actively managed fund, the Adviser does not use techniques or defensive strategies designed to lessen the effects of market volatility or to reduce the impact of periods of market decline. This means that, based on market and economic conditions, the Fund's performance could be lower than other types of funds that may actively shift their portfolio assets to take advantage of market opportunities or to lessen the impact of a market decline.

*Portfolio Turnover Risk (Ultra Short ETF only):* The Fund may buy and sell investments frequently. Such a strategy often involves higher expenses, including brokerage commissions, and may increase the amount of capital gains (in particular, short-term capital gains taxable to shareholders at ordinary income rates) realized by the Fund.

*Prepayment Risk (Ultra Short ETF only):* When interest rates decline, fixed income securities with stated interest rates may have the principal paid earlier than expected, requiring the Fund to invest the proceeds at generally lower interest rates.

*Rating Agencies Risks (Ultra Short ETF only):* Ratings are not an absolute standard of quality, but rather general indicators that reflect only the view of the originating rating agencies from which an explanation of the significance of such ratings may be obtained. There is no assurance that a particular rating will continue for any given period of time or that any such rating will not be revised downward or withdrawn entirely. Such changes may negatively affect the liquidity or market price of the securities in which the Fund invests. The ratings of securitized assets may not adequately reflect the credit risk of those assets due to their structure.

*Reinvestment Risk (Ultra Short ETF only):* Income from the Funds' debt securities portfolios will decline if and when the Fund invest the proceeds from matured, traded or called securities in securities with market interest rates that are below the current earnings rate of the Fund's portfolio.

*Repurchase Agreement Risks (Ultra Short ETF only):* Repurchase agreements typically involve the acquisition by the Fund of fixed-income securities from a selling financial institution such as a bank or broker-dealer. The agreement provides that the Fund will sell the securities back to the institution at a fixed time in the future. Repurchase agreements involve the risk that a seller will become subject to bankruptcy or other insolvency proceedings or fail to repurchase a security from the Fund. In such situations, the Fund may incur losses including as a result of (i) a possible decline in the value of the underlying security during the period while the Fund seeks to enforce its rights thereto, (ii) a possible lack of access to income on the underlying security during this period, and (iii) expenses of enforcing its rights.

*Reverse Repurchase Agreement Risks (Ultra Short ETF only):* A reverse repurchase agreement is the sale by the Fund of a debt obligation to a party for a specified price, with the simultaneous agreement by the Fund to repurchase that debt obligation from that party on a future date at a higher price. Similar to borrowing, reverse repurchase agreements provide the Fund with cash for investment purposes, which creates leverage and subjects the Fund to the risks of leverage. Reverse repurchase agreements also involve the risk that the other party may fail to return the securities in a timely manner or at all. The Fund could lose money if it is unable to recover the securities and the value of collateral held by the Fund, including the value of the investments made with cash collateral, is less than the value of securities. Reverse repurchase agreements also create Fund expenses and require that the Fund have sufficient cash available to purchase the debt obligations when required. Reverse repurchase agreements also involve the risk that the market value of the debt obligation that is the subject of the reverse repurchase agreement could decline significantly below the price at which the Fund is obligated to repurchase the security.

*Rule 144A Securities Risk:* Rule 144A securities are restricted securities that can be purchased only by "qualified institutional buyers," as defined under the Securities Act. The market for Rule 144A securities typically is less active than the market for publicly-traded securities. As such, investing in Rule 144A securities may reduce the liquidity of the Fund's investments, and the Fund may be unable to sell the security at the desired time or price, if at all. The purchase price and subsequent valuation of Rule 144A securities normally reflect a discount, which may be significant, from the market price of comparable unrestricted securities for which a liquid trading market exists. A restricted security that was liquid at the time of purchase may subsequently become illiquid and its value may decline as a result. In addition, transaction costs may be higher for restricted securities than for more liquid securities. The Fund may also have to bear the expense of registering the securities for resale and the risk of substantial delays in effecting the registration.

*Silver Exploration and Production Industry Concentration Risk (Junior Silver ETF only):* Because the Index is expected to concentrate in the Silver Exploration & Production sub-industry of the Metals & Mining industry (in the Natural Resources/Minerals sector), the Fund's assets will be concentrated in, and will be more affected by the performance of, that sub-industry than a fund that is more diversified. The profitability of companies in the Silver Exploration & Production sub-industry is related to, among other things, the worldwide price of silver and the costs of extraction and production. Worldwide silver prices may fluctuate substantially over short periods of time, so the Fund's share price may be more volatile than other types of investments. Companies in the sub-industry may be adversely affected by economic conditions, tax treatment, government regulation and intervention, and world events in the regions in which the companies operate (e.g., expropriation, nationalization, confiscation of assets and property, repatriation of capital, military coups, social unrest). The price of the equity securities of silver mining companies and silver may not always be closely correlated. Investing in a silver company involves certain risks unrelated to an investment in silver as a commodity, including production costs,

operational and managerial risk, and the possibility that the company will take measures to hedge or minimize its exposure to the volatility of the market price of silver.

*Securities Lending Risk (Cyber Security ETF, Mobile Payments ETF, Travel Tech ETF, and Treatments ETF only):* Each Fund may engage in securities lending. A Fund may lose money if the borrower of the loaned securities delays returning in a timely manner or fails to return the loaned securities. Securities lending involves the risk that a Fund could lose money in the event of a decline in the value of collateral provided for loaned securities. In addition, the Fund bears the risk of loss in connection with its investment of the cash collateral it receives from a borrower. When the Fund invests cash collateral in other investment companies, such investments of cash collateral will be subject to substantially the same risks as those associated with the direct ownership of securities held by such investment companies. To the extent that the value or return of the Fund's investment of the cash collateral declines below the amount owed to the borrower, the Fund may incur losses that exceed the amount it earned on lending the security. The Fund may borrow money to repay the applicable borrower the amount of cash collateral owed to the borrower upon return of the loaned securities. This will result in financial leverage, which may cause the Fund to be more volatile because financial leverage tends to exaggerate the effect of any increase or decrease in the value of the Fund's portfolio securities.

*Smaller Companies Risk (each Fund except Ultra Short ETF):* Each Fund's Index may be composed primarily of, or have significant exposure to, securities of smaller companies. As a result, the Funds may be subject to the risk that securities of smaller companies represented in the Indexes may underperform securities of larger companies or the equity market as a whole. In addition, in comparison to securities of companies with larger capitalizations, securities of smaller-capitalization companies may experience more price volatility, greater spreads between their bid and ask prices, less frequent trading, significantly lower trading volumes, and cyclical or static growth prospects. As a result of the differences between the securities of smaller companies and those of companies with larger capitalizations, it may be more difficult for a Fund to buy or sell a significant amount of the securities of a smaller company without an adverse impact on the price of the company's securities, or a Fund may have to sell such securities in smaller quantities over a longer period of time, which may increase the Fund's tracking error. Smaller-capitalization companies often have limited product lines, markets or financial resources, and may therefore be more vulnerable to adverse developments than larger capitalization companies. These securities may or may not pay dividends.

*Tax Risk:* To qualify for the favorable tax treatment generally available to regulated investment companies, the Funds must satisfy certain diversification requirements under the Code. In particular, a Fund generally may not acquire a security if, as a result of the acquisition, more than 50% of the value of the Fund's assets would be invested in (a) issuers in which the Fund has, in each case, invested more than 5% of the Fund's assets and (b) issuers more than 10% of whose outstanding voting securities are owned by the Fund. When an Index is concentrated in a relatively small number of securities, it may not be possible for a Fund to fully implement a replication strategy or a representative sampling strategy while satisfying these diversification requirements. A Fund's efforts to satisfy the diversification requirements may cause the Fund's return to deviate from that of its Index, and the Fund's efforts to replicate its Index may cause it inadvertently to fail to satisfy the diversification requirements.

If a Fund were to fail to qualify as a regulated investment company, it would be taxed in the same manner as an ordinary corporation, and distributions to its shareholders would not be deductible by the Fund in computing its taxable income. Distributions to each Fund's shareholders would generally be taxed as ordinary dividends. Under certain circumstances, a Fund may be able to cure a failure to qualify as a regulated investment company, but in order to do so the Fund may incur significant Fund-level taxes and may be forced to dispose of certain assets. Relief is provided for certain *de minimis* failures of the diversification requirements where a Fund corrects the failure within a specified period. If a Fund were to fail to qualify as a regulated investment company in any taxable year, the Fund would be required to pay out its earnings and profits accumulated in that year in order to qualify for treatment as a regulated investment company in a subsequent year. If a Fund failed to qualify as a regulated investment company for a period greater than two taxable years, the Fund would generally be required to pay a Fund-level tax on any net built-in gains with respect to certain of its assets upon a disposition of such assets within five years of qualifying as a regulated investment company in a subsequent year.

*TBA Securities and Rolls Risk (Ultra Short ETF only):* The Fund may invest in TBA securities. In a TBA transaction, a seller agrees to deliver a security at a future date but does not specify the particular security to be delivered. Instead, the seller agrees to accept any security that meets specified terms. The principal risks of TBA transactions are increased credit risk and increased overall investment exposure.

The Fund may enter into TBA roll transactions, in which the Fund sells mortgage-backed securities for delivery in the current month and simultaneously contracts to purchase substantially similar securities on a specified future date from the same party. The investor may assume some risk because the characteristics of the MBS delivered to the investor may be less favorable than the MBS the investor delivered to the dealer. Because the dealer is not obligated to return the identical MBS collateral that the investor has delivered, both parties usually transact the dollar roll with generic MBS pools that have the same or less value than the average TBA-eligible security.

*Technology Companies Risk (Cyber Security ETF, Mobile Payments ETF, and Travel Tech ETF only):* Companies in the technology field, including companies in the computers, telecommunications and electronics industries, face intense competition, which may have an adverse effect on profit margins. Technology companies may have limited product lines, markets, financial resources or personnel. The products of technology companies may face obsolescence due to rapid technological development expenses, imperfect correlation

between the Fund's investments and those of its Index, rounding of share prices, changes to the composition of the Index, regulatory policies, and high portfolio turnover rate. In addition, mathematical compounding may prevent the Fund from correlating with the monthly, quarterly, annual or other period performance of its Index. Tracking error may cause the Fund's performance to be less than expected.

*Temporary Investment Risk (Ultra Short ETF only):* The Fund may hold cash and/or invest all or a portion of its assets in short-term obligations in response to adverse market, economic or other conditions when the investment management team believes that it is in the best interest of the Fund to pursue such a defensive strategy. The investment management team may, however, choose not to make such temporary investments even in very volatile or adverse conditions. The Fund may not achieve its investment objective when it holds cash or invests its assets in short-term obligations. The Fund also may miss investment opportunities and have a lower total return during these periods.

*Tracking Error Risk (each Fund except Ultra Short ETF):* Tracking error refers to the risk that a Fund's Adviser may not be able to cause the applicable Fund's performance to match or correlate to that of the Fund's Index, either on a daily or aggregate basis. There are a number of factors that may contribute to a Fund's tracking error, such as Fund expenses, imperfect correlation between the Fund's investments and those of its Index, rounding of share prices, changes to the composition of the Index, regulatory policies, and high portfolio turnover rate. In addition, mathematical compounding may prevent a Fund from correlating with the monthly, quarterly, annual or other period performance of its Index. In addition, in order to minimize the market impact of an Index rebalance, a Fund may begin trading to effect the rebalance in advance of the effective date of the rebalance and continue trading after the effective date of the rebalance. This may contribute to tracking error if the weights of the Fund's portfolio securities diverge from the weights of the securities in the Index during the rebalancing. Tracking error in such circumstances may be greater if the Fund is trading in securities that are less liquid or lightly traded. Tracking error may cause a Fund's performance to be less than expected.

*Trading Partners Risk (Cyber Security ETF and Junior Silver ETF only):* Each Fund invests in countries whose economies are heavily dependent upon trading with key partners. Any reduction in this trading may have an adverse impact on a Fund's investments. Each Fund is specifically exposed to U.S. economic risk.

*Treatment Companies and Testing Companies Risk (Treatments ETF only):* Treatment Companies and Testing Companies are involved in discovering, developing and commercializing novel drugs or tests with significant market potential. These companies face challenges including pre-clinical testing and clinical trial stages of development. Clinical trials may be delayed and certain programs may never advance in the clinic or may be more costly to conduct than anticipated. Such companies may be dependent on their ability to secure significant funding for research, development, and commercialization of therapeutics, vaccines, tests, and other health care products or services. If there are delays in obtaining required regulatory and marketing approvals for products, the ability of such companies to generate revenue may be materially impaired. If regulatory approval is obtained, products will still remain subject to regulatory scrutiny with regulatory authorities having the ability to impose significant restrictions on the indicated uses or marketing. Lastly, even if a licensed product is achieved, such companies may encounter difficulties in manufacturing, product release, shelf life, testing, storage, supply chain management, or shipping.

*U.S. Government Securities Risk (Ultra Short ETF only):* U.S. government securities are not guaranteed against price movement and may decrease in value. Some obligations issued or guaranteed by U.S. government agencies and instrumentalities are supported by the full faith and credit of the U.S. Treasury. Other obligations issued by or guaranteed by federal agencies are supported by the discretionary authority of the U.S. government to purchase certain obligations of the federal agency, while other obligations issued by or guaranteed by federal agencies are supported by the right of the issuer to borrow from the U.S. Treasury. While the U.S. government provides financial support to such U.S. government agencies, no assurance can be given that the U.S. government will always do so because the U.S. government is not so obligated by law. For instance, securities issued by the Government National Mortgage Association ("Ginnie Mae") are supported by the full faith and credit of the United States. Securities issued by Fannie Mae and Freddie Mac have historically been supported only by the discretionary authority of the U.S. government. While the U.S. government provides financial support to various U.S. government-sponsored agencies and instrumentalities, such as those listed above, no assurance can be given that it will always do so. In September 2008, at the direction of the U.S. Department of the Treasury, Fannie Mae and Freddie Mac were placed into conservatorship under the Federal Housing Finance Agency ("FHFA"), an independent regulator, and they remain in such status as of the date of this Prospectus. The U.S. government also took steps to provide additional financial support to Fannie Mae and Freddie Mac.

The total public debt of the United States as a percentage of gross domestic product has grown rapidly since the beginning of the 2008-2009 financial downturn. Although high debt levels do not necessarily indicate or cause economic problems, they may create certain systemic risks if sound debt management practices are not implemented. A high national debt can raise concerns that the U.S. government will not be able to make principal or interest payments when they are due. This increase has also necessitated the need for the U.S. Congress to negotiate adjustments to the statutory debt limit to increase the cap on the amount the U.S. government is permitted to borrow to meet its existing obligations and finance current budget deficits. Any controversy or ongoing uncertainty regarding the statutory debt limit negotiations may impact the U.S. long-term sovereign credit rating and may cause market uncertainty. As a result, market prices and yields of securities supported by the full faith and credit of the U.S. government may be adversely affected.

*Valuation Risk (each Fund except Ultra Short ETF):* The sales price that a Fund could receive for a security may differ from the Fund’s valuation of the security and may differ from the value used by the Index, particularly for securities that trade in low volume or volatile markets or that are valued using a fair value methodology. In addition, the value of the securities in a Fund’s portfolio may change on days when shareholders will not be able to purchase or sell the Fund’s shares.

*Valuation Risk (Ultra Short ETF only):* The Fund may hold securities for which prices from pricing services may be unavailable or are deemed unreliable, in which case the Fund’s procedures for valuing investments provide that the Adviser or Sub-adviser shall use the fair value of such securities for valuing investments. There is a risk that the fair value determined by the Adviser or Sub-adviser or the price determined by the pricing service may be different than the actual sale prices of such securities.

### **Portfolio Holdings**

Information about the Funds’ daily portfolio holdings will be available at [www.etfmg.com](http://www.etfmg.com). A summarized description of the Funds’ policies and procedures with respect to the disclosure of the Funds’ portfolio holdings is available in the Funds’ Statement of Additional Information (“SAI”).

### **Fund Management**

*Adviser.* ETF Managers Group LLC, the investment adviser to the Funds, is a Delaware limited liability company located at 30 Maple Street, 2<sup>nd</sup> Floor, Summit, New Jersey 07901. The Adviser provides investment advisory services to exchange-traded funds. The Adviser serves as investment adviser to the Funds with overall responsibility for the day-to-day portfolio management of the Funds, subject to the supervision of the Board. For its services, the Adviser receives, and, except as otherwise noted, did receive for each Fund’s most recent fiscal year, a fee that is equal to the percent shown in the table below per annum of the average daily net assets of each Fund with the fee for each Fund calculated daily and paid monthly.

<b>Fund</b>	<b>Management Fee</b>
Cyber Security ETF	0.60%
Junior Silver ETF	0.69%
Mobile Payments ETF	0.75%
Ultra Short ETF	0.30%
Travel Tech ETF	0.75%
Treatments ETF	0.68%

Under the Investment Advisory Agreement, the Adviser has overall responsibility for the general management and administration of the Fund and arranges for transfer agency, custody, fund administration, securities lending, and all other non-distribution related services necessary for the Fund to operate. Additionally, under the Investment Advisory Agreement, the Adviser has agreed to pay all expenses of the Fund, except for: the fee paid to the Adviser pursuant to the Investment Advisory Agreement, interest charges on any borrowings, taxes, brokerage commissions and other expenses incurred in placing orders for the purchase and sale of securities and other investment instruments, acquired fund fees and expenses, accrued deferred tax liability, extraordinary expenses (such as, among other things and subject to Board approval, certain proxy solicitation costs and non-standard Board-related expenses and litigation against the Board, Trustees, Funds, Adviser, and officers of the Adviser), and distribution (12b-1) fees and expenses (collectively, “Excluded Expenses”).

A discussion regarding the basis for the Board’s approval of the Investment Advisory Agreement for the Cyber Security ETF, Junior Silver ETF, Mobile Payments ETF, Ultra Short ETF and Travel Tech ETF is available in the Funds’ Semi-Annual Report for the reporting period ended March 31, 2020. A discussion regarding the basis for the Board’s approval of the Investment Advisory Agreement for the Treatments ETF is available in the Funds’ Annual Report for the reporting period ended September 30, 2020.

*Sub-Adviser to the Ultra Short ETF.* Sit Fixed Income Advisors II, LLC, the sub-adviser to the Ultra Short ETF, is a Delaware Limited Liability Company located at 3300 IDS Center, 80 South 8<sup>th</sup> Street, Minneapolis, MN 55402. The Sub-Adviser provides investment advisory services primarily to public and private institutional investors, pension funds, corporations, insurance companies, registered investment companies, and high net worth individuals. The Sub-Adviser is responsible for the day-to-day management of the Fund, subject to the supervision of the Adviser and the Board. For its services, the Sub-Adviser receives an annual fee of 0.10% of the average daily net assets of the Ultra Short ETF, calculated daily and paid monthly. The Fund does not directly pay the Sub-Adviser. The Adviser is responsible for paying the entire amount of the Sub-Adviser’s fee for the Fund.

A discussion regarding the basis for the Board’s approval of the Investment Sub-Advisory Agreement for the Ultra Short ETF is available in the Funds’ Semi-Annual Report for the reporting period ended March 31, 2020.

*Manager of Managers Structure.* The Adviser and the Trust have received an exemptive order (the “Order”) from the SEC that permits the Adviser to enter into investment sub-advisory agreements with sub-advisers without obtaining shareholder approval. The Adviser, subject to the review and approval of the Board, may select one or more sub-advisers for the Funds and supervise, monitor and evaluate the performance of each sub-adviser.

The Order also permits the Adviser, subject to the approval of the Board, to replace sub-advisers and amend investment sub-advisory agreements, including fees, without shareholder approval whenever the Adviser and the Board believe such action will benefit a Fund and its shareholders. The Adviser thus has the ultimate responsibility (subject to the ultimate oversight of the Board) to recommend the hiring and replacement of sub-advisers as well as the discretion to terminate any sub-adviser and reallocate a Fund's assets for management among any other sub-adviser(s) and itself. This means that the Adviser may be able to reduce the sub-advisory fees and retain a larger portion of the management fee, or increase the sub-advisory fees and retain a smaller portion of the management fee. The Adviser will compensate each sub-adviser out of its management fee. A Fund is required to provide shareholders with certain information regarding any new sub-adviser within 90 days of the hiring of any new sub-adviser. Such information generally includes the information that would have been provided to shareholders in the form of a proxy statement in the absence of the Order.

The Adviser's reliance on such Order with respect to a Fund is contingent on the holders of a majority of such Fund's outstanding voting securities approving the Fund's use of a manager of managers structure and the Adviser's reliance on such Order. Prior to the date of this Prospectus, shareholders of each of the Mobile Payments ETF, Ultra Short ETF, Travel Tech ETF, and Treatments ETF approved the use by such Funds of a manager of managers structure and the Adviser's reliance on such Order. As of the date of this Prospectus, shareholders of the Cyber Security ETF and Junior Silver ETF had not yet approved the use by such Funds of a manager of managers structure and the Adviser's reliance on such Order.

### **Portfolio Managers**

The Funds' portfolio managers are primarily responsible for the day-to-day management of the Funds. The portfolio managers are responsible for various functions related to portfolio management, including, but not limited to, investing cash inflows, implementing investment strategy, researching and reviewing investment strategy.

Each Fund, except for the Ultra Short ETF, is managed by Samuel R. Masucci, III, Chief Executive Officer of the Adviser, Frank Vallario, Chief Investment Officer of the Adviser, Donal Bishnoi, Portfolio Manager of the Adviser, and Devin Ryder, Portfolio Manager of the Adviser.

Samuel Masucci, III has more than 25 years' experience in investment banking, structured product development, sales and trading. In the last 5 years, he founded ETF Managers Group LLC (ETFMG). Prior to ETFMG he has held senior positions at Bear Stearns, UBS, SBC Warburg, and Merrill Lynch and has experience in creating, building and managing businesses for the issuance, sales and trading of: ETFs, index products, commodity products, hedge funds, ABS, and OTC structured products in the U.S. and Europe.

Frank Vallario serves in the role of Chief Investment Officer for the Adviser. Mr. Vallario is responsible for the portfolio construction, trading, risk management and portfolio analysis processes associated with ETF strategies. Prior to his current role at the Adviser, Mr. Vallario has had a variety of senior roles over his 25-year career in financial services. He joined Oppenheimer Funds in 2017 where he was Head of Equity Portfolio Management for Smart Beta ETFs. Prior to that he was a Senior Portfolio Manager at Columbia Threadneedle from September 2015 to June 2017 where he was responsible for the day to day management of the firm's ETF business, which was acquired from his previous firm, Emerging Global Advisors (EGA). From September 2010 to September 2015, he was relationship manager at MSCI responsible for providing investment solutions to complex problems using MSCI Barra's fundamental models and portfolio construction tools. Previously, he was a partner in a start-up asset management firm where he served as the director of portfolio management. Mr. Vallario began his career at UBS Global Asset Management where he spent over a decade in various quantitative portfolio management equity roles including equity market neutral, tactical asset allocation, structured active equities, enhanced index, passive management and factor research. Mr. Vallario served on the Investment Committee for the Girl Scouts of Connecticut and was a University Affiliate at the University of Utah - David Eccles School of Business. He received a B.S. in Finance from Lehigh University and a M.B.A. with a concentration in Finance from Rutgers University.

Donal A. Bishnoi, CFA, has more than 16 years of experience in portfolio management and risk management. Prior to joining the Adviser, Mr. Bishnoi held a senior portfolio management position with Oppenheimer Funds from 2018 to 2019 where he was responsible for managing approximately \$5 billion in assets across 20 passive strategies. Prior to joining Oppenheimer Funds in 2010, Mr. Bishnoi managed a long/short systematic equity strategy at Moore Capital from 2007 to 2009. He holds a bachelor's degree from Boston University's Questrom School of Business and is a CFA charter holder.

Devin Ryder began her career with the Adviser during the summer of 2017 and re-joined the Adviser on a permanent basis in 2018 to be a part of the Adviser's portfolio management team. Prior to joining the Adviser, Ms. Ryder was pursuing studies in the quantitative aspects of risk management and finance, for which she received a B.S. in Mathematics of Finance and Risk Management from the University of Michigan in 2017.

The Ultra Short ETF, is managed by Bryce A. Doty, Senior Vice President and Senior Portfolio Manager of the Sub-Adviser, Mark H. Book, Vice President and Portfolio Manager of the Sub-Adviser, and Christopher M. Rasmussen, Vice President and Portfolio Manager of the Sub-Adviser.

Bryce A. Doty joined Sit Investment in November 1995. He has been responsible for the taxable bond portfolio management group since joining Sit Investment.

Mark H. Book, CFA, CMA, joined Sit Investment in August 2000 as a Portfolio Manager and Fixed Income Analyst. He is responsible for taxable bond portfolio management and credit research.

Christopher M. Rasmussen, CFA, joined Sit Investment in February 1999. He is responsible for taxable bond portfolio management and credit research. He has worked in the Sit Investment mutual fund group as well as the client administration area and moved to fixed income in August 2002.

The SAI provides additional information about each Portfolio Manager's compensation, other accounts managed, and ownership of the applicable Funds' shares.

### **Buying and Selling the Funds**

Each Fund issues and redeems Shares at NAV only in Creation Units. Only APs may acquire Shares directly from a Fund, and only APs may tender their Shares for redemption directly to the Fund, at NAV. APs must be a member or participant of a clearing agency registered with the SEC and must execute a Participant Agreement that has been agreed to by the Distributor (defined below), and that has been accepted by the Fund's transfer agent, with respect to purchases and redemptions of Creation Units. Once created, Shares trade in the secondary market in quantities less than a Creation Unit.

Each Fund's shares are listed for secondary trading on the Exchange. When you buy or sell a Fund's shares on the secondary market, you will pay or receive the market price. You may incur customary brokerage commissions and charges and may pay some or all of the spread between the bid and the offered price in the secondary market on each leg of a round trip (purchase and sale) transaction. The shares will trade on the Exchange at prices that may differ to varying degrees from the daily NAV of the shares. The Exchange is generally open Monday through Friday and is closed weekends and the following holidays: New Year's Day, Martin Luther King, Jr. Day, Presidents' Day, Good Friday, Memorial Day, Independence Day, Labor Day, Thanksgiving Day, and Christmas Day.

NAV per share for a Fund is computed by dividing the value of the net assets of the Fund (*i.e.*, the value of its total assets less total liabilities) by its total number of shares outstanding. Expenses and fees, including management and distribution fees, if any, are accrued daily and taken into account for purposes of determining NAV. NAV is determined each business day, normally as of the close of regular trading of the New York Stock Exchange (ordinarily 4:00 p.m., Eastern time).

When determining NAV, the value of a Fund's portfolio securities is based on market prices of the securities, which generally means a valuation obtained from an exchange or other market (or based on a price quotation or other equivalent indication of the value supplied by an exchange or other market) or a valuation obtained from an independent pricing service. If a security's market price is not readily available or does not otherwise accurately reflect the fair value of the security, the security will be valued by another method that the Board believes will better reflect fair value in accordance with the Trust's valuation policies and procedures. Fair value pricing may be used in a variety of circumstances, including, but not limited to, situations when the value of a security in a Fund's portfolio has been materially affected by events occurring after the close of the market on which the security is principally traded but prior to the close of the Exchange (such as in the case of a corporate action or other news that may materially affect the price of a security) or trading in a security has been suspended or halted. Accordingly, the Fund's NAV may reflect certain portfolio securities' fair values rather than their market prices.

Fair value pricing involves subjective judgments and it is possible that a fair value determination for a security will materially differ from the value that could be realized upon the sale of the security. In addition, fair value pricing could result in a difference between the prices used to calculate a Fund's NAV and the prices used by the Fund's Index. This may result in a difference between a Fund's performance and the performance of the Fund's Index.

The Funds invest in non-U.S. securities. Non-U.S. securities held by a Fund may trade on weekends or other days when the Fund does not price its shares. As a result, the Fund's NAV may change on days when Authorized Participants will not be able to purchase or redeem Fund shares.

### ***Frequent Purchases and Redemptions of the Funds' Shares***

Unlike frequent trading of shares of a traditional open-end mutual fund's (*i.e.*, not exchange-traded) shares, frequent trading of shares of the Funds on the secondary market does not disrupt portfolio management, increase the Funds' trading costs, lead to realization of capitalization gains, or otherwise harm the Funds' shareholders because these trades do not involve the Funds directly. Certain institutional investors are authorized to purchase and redeem a Fund's shares directly with the Fund. Because these trades are effected in-kind (*i.e.*, for securities, and not for cash), they do not cause any of the harmful effects noted above that may result from frequent cash trades. Moreover, the Funds impose transaction fees on in-kind purchases and redemptions of Creation Units to cover the custodial and other costs incurred by the Funds in effecting in-kind trades. These fees increase if an investor substitutes cash in part or in whole for Creation Units, reflecting the fact that a Fund's trading costs increase in those circumstances. For these reasons, the Board has determined that it is not necessary to adopt policies and procedures to detect and deter frequent trading and market-timing in shares of the Funds.

## **Dividends, Distributions, and Taxes**

### *Fund Distributions*

Each Fund, except the Ultra Short ETF, intend to pay out dividends, if any, quarterly and distribute any net realized capital gains to their shareholders annually. The Ultra Short ETF intends to pay out dividends, if any, monthly and distribute any net realized capital gains to shareholders annually.

### *Dividend Reinvestment Service*

Brokers may make available to their customers who own a Fund's shares the DTC book-entry dividend reinvestment service. If this service is available and used, dividend distributions of both income and capital gains will automatically be reinvested in additional whole shares of the Fund. Without this service, investors would receive their distributions in cash. In order to achieve the maximum total return on their investments, investors are encouraged to use the dividend reinvestment service. To determine whether the dividend reinvestment service is available and whether there is a commission or other charge for using this service, consult your broker. Brokers may require a Fund's shareholders to adhere to specific procedures and timetables. If this service is available and used, dividend distributions of both income and realized gains will be automatically reinvested in additional whole shares of a Fund purchased in the secondary market.

### *Tax Information*

The following is a summary of some important tax issues that affect the Funds and their shareholders. The summary is based on current tax laws, which may be changed by legislative, judicial or administrative action. You should not consider this summary to be a detailed explanation of the tax treatment of the Funds, or the tax consequences of an investment in the Funds. The summary is very general, and does not address investors subject to special rules, such as investors who hold shares through an IRA, 401(k) or other tax-deferred account. More information about taxes is located in the SAI. You are urged to consult your tax adviser regarding specific questions as to federal, state and local income taxes.

### *Tax Status of the Funds*

Each Fund is treated as a separate entity for federal tax purposes, and intends to qualify for the special tax treatment afforded to regulated investment companies under the Code. As long as each Fund qualifies as a regulated investment company, it pays no federal income tax on the earnings it distributes to shareholders.

### *Tax Status of Distributions*

- Each Fund will, for each year, distribute substantially all of its net investment income and net capital gains.
- Each Fund's distributions from income will generally be taxed to you as ordinary income or qualified dividend income. For non-corporate shareholders, dividends reported by a Fund as qualified dividend income are generally eligible for reduced tax rates.
- Corporate shareholders may be entitled to a dividends-received deduction for the portion of dividends they receive that are attributable to dividends received by the Fund from U.S. corporations, subject to certain limitations. A Fund's strategies may limit its ability to distribute dividends eligible for the dividends-received deduction for corporate shareholders.
- Any distributions of net capital gain (the excess of a Fund's net long-term capital gains over its net short-term capital losses) that you receive from the Fund are taxable as long-term capital gains regardless of how long you have owned your shares. Long-term capital gains are currently taxed to non-corporate shareholders at reduced maximum rates.
- Dividends and distributions are generally taxable to you whether you receive them in cash or in additional shares through a broker's dividend reinvestment service. If you receive dividends or distributions in the form of additional shares through a broker's dividend reinvestment service, you will be required to pay applicable federal, state or local taxes on the reinvested dividends but you will not receive a corresponding cash distribution with which to pay any applicable tax.
- A Fund may be able to pass through to you foreign tax credits for certain taxes paid by the Fund, provided the Fund meets certain requirements.
- Distributions paid in January but declared by the Fund in October, November or December of the previous year may be taxable to you in the previous year.
- Each Fund will inform you of the amount of your ordinary income dividends, qualified dividend income, foreign tax credits and net capital gain distributions received from the Fund shortly after the close of each calendar year.

*Taxes on Exchange-Listed Share Sales.* Any capital gain or loss realized upon a sale of shares will generally be treated as long-term capital gain or loss if the shares have been held for more than one year and as short-term capital gain or loss if the shares have been held for one year or less, except that any capital loss on the sale of shares held for six months or less will be treated as long-term capital loss to the extent of amounts treated as distributions of long-term capital gains to the shareholder with respect to such shares.



*Investment in Foreign Securities.* The Funds may be subject to foreign withholding taxes on income they may earn from investing in foreign securities, which may reduce the return on such investments. In addition, the Funds' investments in foreign securities or foreign currencies may increase or accelerate the Funds' recognition of ordinary income and may affect the timing or amount of their distributions. The Funds may be eligible to file an election that would permit shareholders who are U.S. citizens, resident aliens or U.S. corporations to claim a foreign tax credit or deduction (but not both) on their U.S. income tax returns for their pro rata portions of qualified taxes paid by the Funds to foreign countries in respect of foreign securities held for at least the minimum period specified in the Code. For the purposes of the foreign tax credit, each such shareholder would include in gross income from foreign sources its pro rata share of such taxes. Certain limitations imposed by the Code may prevent shareholders from receiving a full foreign tax credit or deduction for their allocable amount of such taxes.

*Medicare Tax.* U.S. individuals with income exceeding \$200,000 (\$250,000 if married and filing jointly) are subject to a 3.8% Medicare contribution tax on their "net investment income," including interest, dividends, and capital gains (including capital gains realized on the sale or exchange of shares). This 3.8% tax also applies to all or a portion of the undistributed net investment income of certain shareholders that are estates and trusts.

*Non-U.S. Investors.* If you are not a citizen or permanent resident of the United States, a Fund's ordinary income dividends will generally be subject to a 30% U.S. withholding tax, unless a lower treaty rate applies or unless such income is effectively connected with a U.S. trade or business. This 30% withholding tax generally will not apply to distributions of net capital gain.

Distributions paid to a shareholder that is a "foreign financial institution" as defined in Section 1471 of the Code and that does not meet the requirements imposed on foreign financial institutions by Section 1471 will generally be subject to withholding tax at a 30% rate. Distributions to a non-U.S. shareholder that is not a foreign financial institution will generally be subject to such withholding tax if the shareholder fails to make certain required certifications. A non-U.S. shareholder may be exempt from the withholding described in this paragraph under an applicable intergovernmental agreement between the U.S. and a foreign government, provided that the shareholder and the applicable foreign government comply with the terms of such agreement.

*Backup Withholding.* The Funds or your broker will be required in certain cases to withhold (as "backup withholding") on amounts payable to any shareholder who (1) has provided either an incorrect tax identification number or no number at all, (2) is subject to backup withholding by the Internal Revenue Service for failure to properly report payments of interest or dividends, (3) has failed to certify that such shareholder is not subject to backup withholding, or (4) has not certified that such shareholder is a U.S. person (including a U.S. resident alien). The backup withholding rate is currently 24%. Backup withholding will not, however, be applied to payments that have been subject to the 30% withholding tax applicable to shareholders who are neither citizens nor residents of the United States.

### **Distribution**

The Distributor, ETFMG Financial LLC, an affiliate of the Adviser, is a broker-dealer registered with the U.S. Securities and Exchange Commission. The Distributor distributes Creation Units for the Funds on an agency basis and does not maintain a secondary market in the Funds' shares. The Distributor has no role in determining the policies of the Funds or the securities that are purchased or sold by the Funds. The Distributor's principal business address is 30 Maple Street, 2<sup>nd</sup> Floor, Summit, New Jersey 07901.

The Board has adopted a Distribution and Service Plan (the "Plan") pursuant to Rule 12b-1 under the 1940 Act with respect to each Fund, except the Junior Silver ETF. In accordance with the Plan, each Fund, other than the Junior Silver ETF, is authorized to pay an amount up to 0.25% of its average daily net assets each year for certain distribution-related activities and shareholder services.

No Rule 12b-1 fees are currently paid by the Funds, and there are no plans to impose these fees. However, in the event Rule 12b-1 fees are charged in the future, because the fees are paid out of each applicable Fund's assets, over time these fees will increase the cost of your investment and may cost you more than certain other types of sales charges.

### **Fund Service Providers**

Sullivan & Worcester LLP, 1666 K Street NW, Washington, DC 20006, serves as legal counsel to the Funds.

WithumSmith + Brown, PC, with offices located at 1411 Broadway, 9th Floor, New York, New York, 10018, serves as the Funds' independent registered public accounting firm. The independent registered public accounting firm is responsible for auditing the annual financial statements of the Funds.

### **Index/Trademark Licenses/Disclaimers**

Prime Indexes and the Prime Travel Technology index are trademarks of Level ETF Ventures LLC ("Level") and have been licensed for use by the Adviser. Prime Indexes and the Prime Treatments, Testing and Advancements Index are trademarks of Level ETF Ventures LLC ("Level") and have been licensed for use by the Adviser. The Travel Tech ETF and the Treatments ETF are not sponsored, endorsed, sold or promoted by Level or its Calculation Agent. Level and the Calculation Agent make no representation regarding the advisability of trading in such products.

LEVEL AND THE CALCULATION AGENT DO NOT GUARANTEE THE ACCURACY AND/OR THE COMPLETENESS OF THE INDEX OR ANY DATA INCLUDED THEREIN AND THEY SHALL HAVE NO LIABILITY FOR ANY ERRORS,

OMISSIONS OR INTERRUPTIONS THEREIN. LEVEL AND THE CALCULATION AGENT MAKE NO WARRANTY, EXPRESS OR IMPLIED, AS TO RESULTS TO BE OBTAINED BY THE ADVISER, OWNERS OR USERS OF THE FUND, OR ANY OTHER PERSON OR ENTITY FROM THE USE OF THE INDEX OR ANY DATA INCLUDED THEREIN. LEVEL AND THE CALCULATION AGENT MAKE NO EXPRESS OR IMPLIED WARRANTIES, AND EXPRESSLY DISCLAIM ALL WARRANTIES OF MERCHANTABILITY OR FITNESS FOR A PARTICULAR PURPOSE OR USE WITH RESPECT TO THE INDEX OR ANY DATA INCLUDED THEREIN. WITHOUT LIMITING ANY OF THE FOREGOING, IN NO EVENT SHALL LEVEL OR THE CALCULATION AGENT HAVE ANY LIABILITY FOR ANY SPECIAL, PUNITIVE, INDIRECT OR CONSEQUENTIAL DAMAGES (INCLUDING LOST PROFITS), EVEN IF NOTIFIED OF THE POSSIBILITY OF SUCH DAMAGES. The Fund is not sponsored, endorsed, sold or promoted by Level or the Calculation Agent. Level and the Calculation Agent make no representation or warranty, express or implied, to the owners of the Fund or any member of the public regarding the advisability of investing in securities generally or in the Fund in particular or the ability of the Index to track general stock market performance. The Index is determined, composed and calculated by Level or its Calculation Agent without regard to the Adviser or the Fund. Level and the Calculation Agent have no obligation to take the needs of the Adviser or the owners of the Fund into consideration in determining, composing or calculating the Index. Level and the Calculation Agent are not responsible for and have not participated in the determination of the prices and amount of the Fund or the timing of the issuance or sale of the Fund or in the determination or calculation of the equation by which the Fund is converted into cash. Level and the Calculation Agent have no obligation or liability in connection with the administration, marketing or trading of the Fund.

Shares of the Trust are not sponsored, endorsed, or promoted by the Exchange. The Exchange makes no representation or warranty, express or implied, to the owners of the shares of the Funds. The Exchange is not responsible for, nor has it participated in, the determination of the timing of, prices of, or quantities of the shares of the Funds to be issued, or in the determination or calculation of the equation by which the shares are redeemable.

The Exchange has no obligation or liability to owners of the shares of the Funds in connection with the administration, marketing, or trading of the shares of the Funds. Without limiting any of the foregoing, in no event shall the Exchange have any liability for any lost profits or indirect, punitive, special, or consequential damages even if notified of the possibility thereof.

The Adviser and the Funds make no representation or warranty, express or implied, to the owners of shares of the Funds or any members of the public regarding the advisability of investing in securities generally or in the Funds particularly.

#### **Premium/Discount Information**

Information regarding the number of days each Fund's market price was a price above (*i.e.*, at a premium) or below (*i.e.*, at a discount) its NAV for the most recently completed calendar year and the most recently completed calendar quarters since that year, are provided, free of charge, on the Funds' website at [www.etfmg.com](http://www.etfmg.com).

#### **Litigation**

The Trust, a former and current trustee of the Trust, the Adviser and certain officers of the Adviser were defendants in an action filed May 2, 2017 in the Superior Court of New Jersey captioned PureShares, LLC d/b/a PureFunds et al. v. ETF Managers Group, LLC et al., Docket No. C-63-17. The PureShares action alleged claims based on disputes arising out of contractual relationships with the Adviser relating to certain series of the Trust. The action sought damages in unspecified amounts and injunctive relief based on breach of contract, wrongful termination, and several other claims.

The Adviser and its parent, ETFMG, were defendants in a case filed on October 26, 2017 in the United States District Court for the Southern District of New York by NASDAQ, Inc. ("Nasdaq") captioned Nasdaq, Inc. v. Exchange Traded Managers Group, LLC et al., Case 1:17-cv-08252. This action arose out of the same facts and circumstances, and relates to the same series of the Trust, as the New Jersey litigation and asserted claims for breach of contract, conversion and certain other claims. The matter was the subject of a bench trial in May 2019, and on December 20, 2019, the Court issued an Opinion and Order awarding compensatory damages to Plaintiff in the amount of \$78,403,172.36, plus prejudgment interest. The Court also denied Plaintiff's requests for punitive damages and equitable relief.

On May 1, 2020, Nasdaq, PureShares LLC ("PureShares"), and ETFMG announced a global settlement that resolves all claims in both the PureShares action and the Nasdaq action. As part of the settlement, Nasdaq and ETFMG agreed to certain cash payments from ETFMG to Nasdaq and PureShares, and have executed an asset purchase agreement to transfer certain ETFMG intellectual property and related assets, to a Nasdaq affiliate. The completion of the settlement is subject to certain shareholder approvals; if the necessary approvals cannot be obtained, ETFMG will consider alternative courses of action consistent with the Adviser's fiduciary duty and in the best interest of the Funds' shareholders.

## Financial Highlights

The financial highlights tables are intended to help you understand the Funds' financial performance for the period of each Fund's operations. Certain information reflects financial results for a single Fund share. The total returns in the table represent the rate that an investor would have gained (or lost) on an investment in the Fund (assuming reinvestment of all dividends and distributions). This information has been derived from the financial statements audited by WithumSmith+Brown, PC, an independent registered public accounting firm, whose report, along with the Funds' financial statements, is included in the Funds' [Annual Report](#), which is available upon request.

### ETFMG Prime Cyber Security ETF

#### FINANCIAL HIGHLIGHTS

For a capital share outstanding throughout the year

	<u>Year Ended September 30, 2020</u>	<u>Year Ended September 30, 2019</u>	<u>Year Ended September 30, 2018</u>	<u>Year Ended September 30, 2017</u>	<u>Year Ended September 30, 2016</u>
<b>Net Asset Value, Beginning of Year</b>	\$ 37.46	\$ 40.08	\$ 30.11	\$ 27.91	\$ 25.28
<b>Income (Loss) from Investment Operations:</b>					
Net investment income (loss) <sup>1</sup>	0.64	0.07	0.03	(0.01)	0.30
Net realized and unrealized gain (loss) on investments	9.10	(2.64)	9.94	2.34	2.52
Total from investment operations	<u>9.74</u>	<u>(2.57)</u>	<u>9.97</u>	<u>2.33</u>	<u>2.82</u>
<b>Less Distributions:</b>					
Distributions from net investment income	(0.64)	(0.05)	(0.00) <sup>3</sup>	(0.13)	(0.19)
Total distributions	<u>(0.64)</u>	<u>(0.05)</u>	<u>(0.00) <sup>3</sup></u>	<u>(0.13)</u>	<u>(0.19)</u>
Net asset value, end of year	<u>\$ 46.56</u>	<u>\$ 37.46</u>	<u>\$ 40.08</u>	<u>\$ 30.11</u>	<u>\$ 27.91</u>
Total Return	<u>26.75 %</u>	<u>-6.42 %</u>	<u>33.16 %</u>	<u>8.42 %</u>	<u>11.23 %</u>
<b>Ratios/Supplemental Data:</b>					
Net assets at end of year (000's)	\$ 1,503,814	\$ 1,427,200	\$ 1,835,861	\$ 1,097,360	\$ 803,794
Expenses to Average Net Assets before legal expense	0.60 %	0.60 %	0.60 %	0.68 %	0.75 %
Gross Expenses to Average Net Assets	0.60 %	0.60 %	0.60 %	0.72 % <sup>2</sup>	0.75 %
Net Investment Income (Loss) to Average Net Assets	1.50 %	0.19 %	0.07 %	-0.03 %	1.21 %
Portfolio Turnover Rate	33 %	36 %	41 %	53 %	34 %

<sup>1</sup> Calculated based on average shares outstanding during the year.

<sup>2</sup> The ratio of gross expenses to average net assets includes legal expense. Please turn to "Litigation" on page 55 of the Prospectus.

<sup>3</sup> Per share amount is less than \$0.01.

**ETFMG Prime Junior Silver Miners ETF**

**FINANCIAL HIGHLIGHTS**

For a capital share outstanding throughout the year

	<u>Year Ended September 30, 2020</u>	<u>Year Ended September 30, 2019</u>	<u>Year Ended September 30, 2018</u>	<u>Year Ended September 30, 2017</u>	<u>Year Ended September 30, 2016</u>
<b>Net Asset Value, Beginning of Year</b>	\$ 9.45	\$ 8.70	\$ 11.84	\$ 15.57	\$ 5.28
<b>Income (Loss) from Investment Operations:</b>					
Net investment (loss) <sup>1</sup>	(0.05)	(0.02)	(0.03)	(0.06)	(0.06)
Net realized and unrealized gain (loss) on investments	4.56	0.91	(3.11)	(3.61)	10.47
Total from investment operations	<u>4.51</u>	<u>0.89</u>	<u>(3.14)</u>	<u>(3.67)</u>	<u>10.41</u>
<b>Less Distributions:</b>					
Distributions from net investment income	(0.17)	(0.14)	—	(0.06)	(0.12)
Total distributions	<u>(0.17)</u>	<u>(0.14)</u>	<u>—</u>	<u>(0.06)</u>	<u>(0.12)</u>
Net asset value, end of year	<u>\$ 13.79</u>	<u>\$ 9.45</u>	<u>\$ 8.70</u>	<u>\$ 11.84</u>	<u>\$ 15.57</u>
 Total Return	 48.06 %	 10.45 %	 -26.50 %	 -23.53 %	 201.99 %
 <b>Ratios/Supplemental Data:</b>					
Net assets at end of year (000's)	\$ 408,319	\$ 100,119	\$ 45,265	\$ 58,033	\$ 77,065
 Expenses to Average Net Assets before legal expense	 0.69 %	 0.69 %	 0.69 %	 0.69 %	 0.69 %
Gross Expenses to Average Net Assets	0.69 %	0.69 %	0.69 %	0.72 % <sup>2</sup>	0.69 %
Net Investment Loss to Average Net Assets	-0.46 %	-0.21 %	-0.32 %	-0.48 %	-0.45 %
Portfolio Turnover Rate	71 %	34 %	36 %	69 %	33 %

<sup>1</sup> Calculated based on average shares outstanding during the year.

<sup>2</sup> The ratio of gross expenses to average net assets includes legal expense. Please turn to "Litigation" on page 55 of the Prospectus.

**ETFMG Prime Mobile Payments ETF**

**FINANCIAL HIGHLIGHTS**

For a capital share outstanding throughout the year

	<u>Year Ended September 30, 2020</u>	<u>Year Ended September 30, 2019</u>	<u>Year Ended September 30, 2018</u>	<u>Year Ended September 30, 2017</u>	<u>Year Ended September 30, 2016</u>
<b>Net Asset Value, Beginning of Year</b>	\$ 46.60	\$ 42.86	\$ 32.57	\$ 24.96	\$ 23.53
<b>Income (Loss) from Investment Operations:</b>					
Net investment income (loss) <sup>1</sup>	(0.04)	0.03	0.07	0.03	0.15
Net realized and unrealized gain (loss) on investments	7.75	3.93	10.22	7.60	1.39
Total from investment operations	<u>7.71</u>	<u>3.96</u>	<u>10.29</u>	<u>7.63</u>	<u>1.54</u>
<b>Less Distributions:</b>					
Distributions from net investment income	(0.02)	(0.05)	(0.01)	(0.02)	(0.11)
Net realized gains	—	(0.18)	—	—	—
Total distributions	<u>(0.02)</u>	<u>(0.23)</u>	<u>(0.01)</u>	<u>(0.02)</u>	<u>(0.11)</u>
<b>Capital Share Transactions:</b>					
Transaction fees added to paid-in capital	0.01	0.01	0.01	—	—
Net asset value, end of year	<u>\$ 54.30</u>	<u>\$ 46.60</u>	<u>\$ 42.86</u>	<u>\$ 32.57</u>	<u>\$ 24.96</u>
Total Return	16.56 %	9.49 %	31.62 %	30.59 %	6.51 %
<b>Ratios/Supplemental Data:</b>					
Net assets at end of year (000's)	\$ 798,142	\$ 743,198	\$ 522,874	\$ 170,993	\$ 8,734
Expenses to Average Net Assets before legal expenses	0.75 %	0.75 %	0.75 %	0.75 %	0.75 %
Gross Expenses to Average Net Assets	0.75 %	0.75 %	0.75 %	0.80 % <sup>2</sup>	0.75 %
Net Investment Income (Loss) to Average Net Assets	-0.08 %	0.06 %	0.16 %	0.12 %	0.63 %
Portfolio Turnover Rate	19 %	28 %	16 %	31 %	32 %

<sup>1</sup> Calculated based on average shares outstanding during the year/period.

<sup>2</sup> The ratio of gross expenses to average net assets includes legal expense. Please turn to “Litigation” on page 55 of the Prospectus.

## ETFMG Sit Ultra Short ETF

### FINANCIAL HIGHLIGHTS

For a capital share outstanding throughout the period

	<b>Period Ended September 30, 2020<sup>1</sup></b>
<b>Net Asset Value, Beginning of Period</b>	\$ 50.00
<b>Income from Investment Operations:</b>	
Net investment income <sup>2</sup>	0.86
Net realized and unrealized gain on investments	(0.27)
Total from investment operations	0.59
<b>Less Distributions:</b>	
Distributions from net investment income	(0.82)
Total distributions	(0.82)
Net asset value at end of period	\$ 49.77
Total Return	1.19 % <sup>3</sup>
<b>Ratios/Supplemental Data:</b>	
Net assets at end of period (000's)	\$ 105,770
Expenses to Average Net Assets before legal expense	0.30 % <sup>4</sup>
Gross Expenses to Average Net Assets	0.30 % <sup>4</sup>
Net Investment Income to Average Net Assets	1.78 % <sup>4</sup>
Portfolio Turnover Rate	132 % <sup>3</sup>

<sup>1</sup> Commencement of operations on October 8, 2019.

<sup>2</sup> Calculated based on average shares outstanding during the period.

<sup>3</sup> Not annualized.

<sup>4</sup> Annualized.

## ETFMG Travel Tech ETF

### FINANCIAL HIGHLIGHTS

For a capital share outstanding throughout the period

	<u>Period Ended September 30, 2020<sup>1</sup></u>
<b>Net Asset Value, Beginning Period</b>	<u>\$ 25.00</u>
<b>Income from Investment Operations:</b>	
Net investment income (loss) <sup>2</sup>	(0.02)
Net realized and unrealized gain (loss) on investments	<u>(6.12)</u>
Total from investment operations	<u>(6.14)</u>
<b>Capital Share Transactions:</b>	
Transaction fees added to paid-in capital	<u>0.02</u>
Net asset value at end of period	<u><u>\$ 18.88</u></u>
 Total Return	 -24.50 % <sup>3</sup>
<b>Ratios/Supplemental Data:</b>	
Net assets at end of period (000's)	\$ 15,100
 Expenses to Average Net Assets before legal expense	 0.75 % <sup>4</sup>
Gross Expenses to Average Net Assets	0.75 % <sup>4</sup>
Net Investment Income to Average Net Assets	0.30 % <sup>4</sup>
Portfolio Turnover Rate	49 % <sup>3</sup>

<sup>1</sup> Commence of operations on February 12, 2020.

<sup>2</sup> Calculated based on average shares outstanding during the period.

<sup>3</sup> Not annualized.

<sup>4</sup> Annualized.

## ETFMG Treatments, Testing and Advancements ETF

### FINANCIAL HIGHLIGHTS

For a capital share outstanding throughout the period

	<b>Period Ended September 30, 2020<sup>1</sup></b>
<b>Net Asset Value, Beginning Period</b>	\$ 25.00
<b>Income from Investment Operations:</b>	
Net investment income <sup>2</sup>	0.02
Net realized and unrealized gain (loss) on investments	2.69
Total from investment operations	2.71
Net asset value at end of period	\$ 27.71
Total Return	10.82 % <sup>3</sup>
 <b>Ratios/Supplemental Data:</b>	
Net assets at end of period (000's)	\$ 54,030
 Expenses to Average Net Assets before legal expense	0.68 % <sup>4</sup>
Gross Expenses to Average Net Assets	0.68 % <sup>4</sup>
Net Investment Income to Average Net Assets	0.25 % <sup>4</sup>
Portfolio Turnover Rate	41 % <sup>3</sup>

<sup>1</sup> Commencement of operations on June 17, 2020.

<sup>2</sup> Calculated based on average shares outstanding during the period.

<sup>3</sup> Not annualized.

<sup>4</sup> Annualized.



ETF Managers Trust  
30 Maple Street, 2<sup>nd</sup> Floor  
Summit, New Jersey 07901

#### ANNUAL/SEMI-ANNUAL REPORTS TO SHAREHOLDERS

Additional information about the Funds' investments is available in the Funds' annual and semi-annual reports to shareholders (when available). In the Funds' annual reports, you will find a discussion of the market conditions and investment strategies that significantly affected the Funds' performance during its last fiscal year.

#### STATEMENT OF ADDITIONAL INFORMATION (SAI)

The SAI provides more detailed information about the Funds. The SAI is incorporated by reference into, and is thus legally a part of, this Prospectus.

#### FOR MORE INFORMATION

To request a free copy of the latest annual or semi-annual report, when available, the SAI or to request additional information about the Funds or to make other inquiries, please contact us as follows:

Call: 1-844-383-6477  
Monday through Friday  
8:30 a.m. to 6:30 p.m. (Eastern Time)

Write: ETF Managers Trust  
30 Maple Street, 2<sup>nd</sup> Floor  
Summit, New Jersey 07901

Visit: [www.etfmg.com](http://www.etfmg.com)

#### INFORMATION PROVIDED BY THE SECURITIES AND EXCHANGE COMMISSION

Reports and other information about the Funds are available in the EDGAR Database on the SEC's Internet site at <http://www.sec.gov>, or you can receive copies of this information, after paying a duplicating fee, by electronic request at the following e-mail address: [publicinfo@sec.gov](mailto:publicinfo@sec.gov).

The Trust's Investment Company Act file number: 811-22310