

**Supplement dated May 7, 2020 to the  
Prospectus  
each dated January 31, 2020, as previously supplemented, of the**

ETFMG Prime Junior Silver Miners ETF (SILJ)  
ETFMG Prime Cyber Security ETF (HACK)  
ETFMG Prime Mobile Payments ETF (IPAY)  
ETFMG Alternative Harvest ETF (MJ)  
BlueStar Israel Technology ETF (ITEQ)  
Etho Climate Leadership U.S. ETF (ETHO)  
Wedbush ETFMG Video Game Tech ETF (GAMR)  
AI Powered Equity ETF (AIEQ)

**Prospectus  
dated February 10, 2020, as previously supplemented, of the**

ETFMG Travel Tech ETF (AWAY)

**Prospectus  
dated April 7, 2020 of the**

Wedbush ETFMG Global Cloud Technology ETF (IVES)

**Prospectus  
dated June 24, 2019, as previously supplemented, of the**

ETFMG Sit Ultra Short ETF (VALT)

*Effective immediately the “Litigation” section is revised to read as follows:*

**Litigation**

The Trust, a former and current trustee of the Trust, the Adviser and certain officers of the Adviser were defendants in an action filed May 2, 2017 in the Superior Court of New Jersey captioned PureShares, LLC d/b/a PureFunds et al. v. ETF Managers Group, LLC et al., Docket No. C-63-17. The PureShares action alleged claims based on disputes arising out of contractual relationships with the Adviser relating to certain series of the Trust. The action sought damages in unspecified amounts and injunctive relief based on breach of contract, wrongful termination, and several other claims.

The Adviser and its parent, ETFMG, were defendants in a case filed on October 26, 2017 in the United States District Court for the Southern District of New York by NASDAQ, Inc. (“Nasdaq”) captioned Nasdaq, Inc. v. Exchange Traded Managers Group, LLC et al., Case 1:17-cv-08252. This action arose out of the same facts and circumstances, and relates to the same series of the Trust, as the New Jersey litigation and asserted claims for breach of contract, conversion and certain other claims. The matter was the subject of a bench trial in May 2019, and on December 20, 2019, the Court issued an Opinion and Order awarding compensatory damages to Plaintiff in the amount of \$78,403,172.36, plus prejudgment interest. The Court also denied Plaintiff’s requests for punitive damages and equitable relief.

On May 1, 2020, Nasdaq, PureShares LLC (“PureShares”), and ETFMG announced a global settlement that resolves all claims in both the PureShares action and the Nasdaq action. The settlement is subject to future negotiations and approvals among independent third parties. As part of the settlement, Nasdaq and ETFMG have agreed to certain cash payments from ETFMG to Nasdaq and PureShares, and have executed an asset purchase agreement to transfer certain ETFMG intellectual property and related assets, to a Nasdaq affiliate. The transaction is expected to close in the last half of 2020.

*Effective immediately for Etho Climate Leadership U.S. ETF, the Principal Investment Strategies section, fifth paragraph, is revised to read as follows:*

The Index is reconstituted annually in April. At the time of each reconstitution, the companies in the Index are equal weighted.

**Please retain this Supplement with your Prospectus and Summary Prospectus**

**Supplement dated March 27, 2020 to the  
Prospectus**

**each dated January 31, 2020 of the**

ETFMG Prime Junior Silver Miners ETF (SILJ)  
ETFMG Prime Cyber Security ETF (HACK)  
ETFMG Prime Mobile Payments ETF (IPAY)  
ETFMG Alternative Harvest ETF (MJ)  
BlueStar Israel Technology ETF (ITEQ)  
Etho Climate Leadership U.S. ETF (ETHO)  
ETFMG Video Game Tech ETF (GAMR)  
AI Powered Equity ETF (AIEQ)

**Prospectus**

**dated January 31, 2020, as previously supplemented, of the**

ETFMG Drone Economy Strategy ETF (IFLY)

**Prospectus**

**dated February 10, 2020 of the**

ETFMG Travel Tech ETF (AWAY)

**Prospectus**

**dated June 24, 2019, as previously supplemented, of the**

ETFMG Sit Ultra Short ETF (VALT)

*(each, a "Fund", and collectively, the "Funds")*

*Effective immediately, for each Fund except AIEQ and VALT, the following disclosure is added to the "Principal Investment Strategies" section -*

The Fund rebalances its portfolio in accordance with its Index, and, therefore, any changes to the Index's rebalance schedule will result in corresponding changes to the Fund's rebalance schedule.

*Effective immediately, for each Fund except AIEQ and VALT, the following disclosure is added to the "Principal Risks - Passive Investment Risk" section -*

Unlike with an actively managed fund, the Adviser does not use techniques or defensive strategies designed to lessen the effects of market volatility or to reduce the impact of periods of market decline. This means that, based on market and economic conditions, the Fund's performance could be lower than other types of funds that may actively shift their portfolio assets to take advantage of market opportunities or to lessen the impact of a market decline.

*Effective immediately, for each Fund, the following disclosure is added to the "Principal Risks" section -*

*Natural Disaster/Epidemic Risk.* Natural or environmental disasters, such as earthquakes, fires, floods, hurricanes, tsunamis and other severe weather-related phenomena generally, and widespread disease, including pandemics and epidemics, have been and may be highly disruptive to economies and markets, adversely impacting individual companies, sectors, industries, markets, currencies, interest and inflation rates, credit ratings, investor sentiment, and other factors affecting the value of the Fund's investments. Given the increasing interdependence among global economies and markets, conditions in one country, market, or region are increasingly likely to adversely affect markets, issuers, and/or foreign exchange rates in other countries, including the U.S. Any such events could have a significant adverse impact on the value of the Fund's investments.

*Effective immediately, for each Fund except VALT, the following disclosure is added to the "Principal Risks - Equity Mark Risk" -*

Additionally, natural or environmental disasters, widespread disease or other public health issues, war, acts of terrorism or other events could result in increased premiums or discounts to the Fund's NAV.

**Please retain this Supplement with your Summary Prospectus and Prospectus.**



ETFMG Prime Mobile Payments ETF (**IPAY**)  
ETFMG Prime Cyber Security ETF (**HACK**)  
ETFMG Prime Junior Silver Miners ETF (**SILJ**)  
ETFMG Drone Economy Strategy ETF (**IFLY**)  
ETFMG Video Game Tech ETF (**GAMR**)  
*each listed on NYSE Arca, Inc.*

Each Fund is a series of ETF Managers Trust

## **PROSPECTUS**

January 31, 2020

Beginning on January 1, 2021, as permitted by regulations adopted by the SEC, paper copies of the Funds' shareholder reports will no longer be sent by mail, unless you specifically request paper copies of the Funds' reports from your financial intermediary, such as a broker-dealer or bank. Instead, the reports will be made available on a website, and you will be notified by mail each time a report is posted and provided with a website link to access the report.

If you already elected to receive shareholder reports electronically, you will not be affected by this change and you need not take any action. Please contact your financial intermediary to elect to receive shareholder reports and other Fund communications electronically.

You may elect to receive all future Fund reports in paper free of charge. Please contact your financial intermediary to inform them that you wish to continue receiving paper copies of Fund shareholder reports and for details about whether your election to receive reports in paper will apply to all funds held with your financial intermediary.

**THE SEC HAS NOT APPROVED OR DISAPPROVED THESE SECURITIES OR PASSED UPON THE ACCURACY OR ADEQUACY OF THIS PROSPECTUS. ANY REPRESENTATION TO THE CONTRARY IS A CRIMINAL OFFENSE.**

## About This Prospectus

*This prospectus has been arranged into different sections so that you can easily review this important information. For detailed information about the Funds, please see:*

ETFMG Prime Mobile Payments ETF- FUND SUMMARY .....	1
ETFMG Prime Cyber Security ETF- FUND SUMMARY .....	6
ETFMG Prime Junior Silver Miners ETF - FUND SUMMARY .....	12
ETFMG Drone Economy Strategy ETF- FUND SUMMARY .....	18
ETFMG Video Game Tech ETF- FUND SUMMARY .....	25
Summary Information about Purchases, Sales, Taxes, and Financial Intermediary Compensation .....	30
Additional Information about the Funds' Investment Objectives and Strategies .....	30
Additional Risk Information .....	31
Portfolio Holdings .....	36
Fund Management .....	37
Portfolio Managers .....	37
Buying and Selling the Funds .....	38
Dividends, Distributions, and Taxes .....	39
Distribution .....	40
Fund Service Providers .....	40
Index/Trademark Licenses/Disclaimers .....	41
Premium/Discount Information .....	41
Litigation .....	41
Financial Highlights .....	42
FOR MORE INFORMATION .....	47

## ETFMG PRIME MOBILE PAYMENTS ETF— FUND SUMMARY

### Investment Objective

The ETFMG Prime Mobile Payments ETF (the “Fund” or the “Mobile Payments ETF”) seeks to provide investment results that, before fees and expenses, correspond generally to the price and yield performance of the Prime Mobile Payments Index (the “Index”).

### Fees and Expenses

This table describes the fees and expenses that you may pay if you buy and hold shares of the Fund. The fees are expressed as a percentage of the Fund’s average daily net assets. This table and the Example below do not include the brokerage commissions that investors may pay on their purchases and sales of Fund shares.

#### Annual Fund Operating Expenses (expenses that you pay each year as a percentage of the value of your investment)

Management Fee	0.75%
Distribution and Service (12b-1) Fees	None
Total Annual Fund Operating Expenses	0.75%

### Example

This Example is intended to help you compare the cost of investing in the Fund with the cost of investing in other funds. The Example assumes that you invest \$10,000 in the Fund for the time periods indicated and then sell all of your shares at the end of those periods. The Example also assumes that your investment has a 5% return each year and that the Fund’s operating expenses remain the same. This Example does not include the brokerage commissions that investors may pay on their purchases and sales of Fund shares. Although your actual costs may be higher or lower, based on these assumptions your cost would be:

1 Year	3 Years	5 Years	10 Years
\$77	\$240	\$417	\$930

### Portfolio Turnover

The Fund pays transaction costs, such as commissions, when it buys and sells securities (or “turns over” its portfolio). A higher portfolio turnover rate may indicate higher transaction costs and may result in higher taxes when the Fund shares are held in a taxable account. These costs, which are not reflected in annual fund operating expenses or in the example, affect the Fund’s performance. For the fiscal year ended September 30, 2019, the Fund’s portfolio turnover rate was 28% of the average value of its portfolio.

### Principal Investment Strategies

The Fund uses a “passive” or indexing approach to try to achieve the Fund’s investment objective. Unlike many investment companies, the Fund does not try to “beat” the Index and does not seek temporary defensive positions when markets decline or appear overvalued.

The Fund uses a replication strategy. A replication strategy is an indexing strategy that involves investing in the securities of the Index in approximately the same proportions as in the Index. However, the Fund may utilize a representative sampling strategy with respect to the Index when a replication strategy might be detrimental to shareholders, such as when there are practical difficulties or substantial costs involved in compiling a portfolio of equity securities to follow the Index, in instances in which a security in the Index becomes temporarily illiquid, unavailable or less liquid, or as a result of legal restrictions or limitations (such as tax diversification requirements) that apply to the Fund but not the Index.

The Index tracks the performance of the exchange-listed equity securities (or corresponding American Depositary Receipts (“ADRs”) or Global Depositary Receipts (“GDRs”)) of companies across the globe that (i) engage in providing payment processing services or applications, (ii) provide payment solutions, (iii) build or provide payment industry architecture, infrastructure or software, or (iv) provide services as a credit card network (collectively, “Mobile Payment Companies”).

Mobile Payment Companies are identified by Prime Indexes (the “Index Provider”), an independent index provider that is not affiliated with the Fund’s investment adviser. The Index Provider utilizes issuer financial statements and other public filings and reports, as well as third-party industry research, reports, and analyses, to identify Mobile Payment Companies around the world that meet the Index’s criteria for inclusion. Mobile Payment Companies are then screened for investibility (e.g., must not be listed on an exchange in a country which employs certain restrictions on foreign capital investment), a minimum market capitalization of \$100 million, and an operating company structure (as opposed to a pass-through security).

The Index Provider may exclude companies that meet the criteria for inclusion in the Index or include companies that do not meet such criteria if it determines that including them would be contrary to the objective of the Index (e.g., their inclusion would negatively affect the investibility of the Index, the company’s economic fortunes are predominantly driven by a business not related to that of a Mobile

Payments Company, the company is expected to meet the inclusion criteria in the immediate future and plays an important role in the mobile payments industry).

The Index has a quarterly review in March, June, September, and December of each year at which times the Index is reconstituted and rebalanced by the Index Provider. The composition of the Index and the constituent weights are determined on the second Friday of each March, June, September, and December (or the next business day if the second Friday is not a business day) (the “Selection Day”). Component changes are made after the market close on the third Friday of March, June, September, and December (or the next business day if the third Friday is not a business day) and become effective at the market opening on the next trading day. The Index is developed and owned by the Index Provider, and the Index is calculated and maintained by Solactive AG. The Index Provider is independent of Solactive AG, the Fund, and the Fund’s investment adviser.

The Index constituents are weighted according to a modified market capitalization weighting methodology. Constituent weightings are “modified” in that each constituent weighting is capped at 6% of the Index and the cumulative weight of all constituents with an individual weight of 5% or greater may not in the aggregate account for more than 50% of the weight of the Index as of the Selection Day. In addition, constituents with a market capitalization of less than US \$1 billion as of the Selection Day will have their weight reduced by 55–85% depending on their specific market capitalization. The weight of any individual Index constituent whose weight is reduced due to the above-described limits will be redistributed equally among all other Index constituents whose weights are not in excess of such limits.

As of January 14, 2020, the Index had 38 constituents, 17 of which were foreign companies, and the three largest stocks and their weightings in the Index were PayPal Holdings Inc. 6.14%, Visa Inc. 6.11%, and Mastercard Inc. 6.05%.

The Fund invests at least 80% of its total assets, exclusive of collateral held from securities lending, in the component securities of the Index and in ADRs and GDRs based on the component securities in the Index. The Fund may invest up to 20% of its total assets in securities that are not in the Fund’s Index to the extent that the Fund’s adviser believes such investments should help the Fund’s overall portfolio track the Index.

The Fund may lend its portfolio securities to brokers, dealers, and other financial organizations. These loans, if and when made, may not exceed 33 1/3% of the total asset value of the Fund (including the loan collateral). By lending its securities, the Fund may increase its income by receiving payments from the borrower.

**Correlation:** Correlation is the extent to which the values of different types of investments move in tandem with one another in response to changing economic and market conditions. An index is a theoretical financial calculation, while the Fund is an actual investment portfolio. The performance of the Fund and the Index may vary somewhat due to transaction costs, asset valuations, foreign currency valuations, market impact, corporate actions (such as mergers and spin-offs), legal restrictions or limitations, illiquid or unavailable securities, and timing variances.

The Fund’s investment adviser expects that, over time, the correlation between the Fund’s performance and that of the Index, before fees and expenses, will exceed 95%. A correlation percentage of 100% would indicate perfect correlation. If the Fund uses a replication strategy, it can be expected to have greater correlation to the Index than if it uses a representative sampling strategy.

**Industry Concentration Policy:** The Fund will concentrate its investments (*i.e.*, hold 25% or more of its net assets) in a particular industry or group of related industries to approximately the same extent that the Index is concentrated. As of January 14, 2020, the Index was concentrated in companies in the information technology services industry.

### **Principal Risks**

As with all funds, a shareholder is subject to the risk that his or her investment could lose money. The principal risks affecting shareholders’ investments in the Fund are set forth below. An investment in the Fund is not a bank deposit and is not insured or guaranteed by the Federal Deposit Insurance Corporation or any government agency.

*Mobile Payment Companies Risk:* Mobile Payment Companies face intense competition, both domestically and internationally, and are subject to increasing regulatory constraints, particularly with respect to fees, competition and anti-trust matters, cybersecurity and privacy. Mobile Payment Companies may be highly dependent on their ability to enter into agreements with merchants and other third parties to utilize a particular payment method, system, software or service, and such agreements may be subject to increased regulatory scrutiny. Additionally, certain Mobile Payment Companies have recently faced increased costs related to class-action litigation challenging such agreements. Such factors may adversely affect the profitability and value of such companies.

*Non-Diversification Risk:* Because the Fund is “non-diversified,” it may invest a greater percentage of its assets in the securities of a single issuer or a small number of issuers than if it was a diversified fund. As a result, a decline in the value of an investment in a single issuer or a small number of issuers could cause the Fund’s overall value to decline to a greater degree than if the Fund held a more diversified portfolio. This may increase the Fund’s volatility and have a greater impact on the Fund’s performance.

*Foreign Investment Risk:* Returns on investments in foreign stocks could be more volatile than, or trail the returns on, investments in U.S. stocks.

*Currency Risk:* Indirect and direct exposure to foreign currencies subjects the Fund to the risk that currencies will decline in value relative to the U.S. dollar. Currency rates in foreign countries may fluctuate significantly over short periods of time for a number of reasons, including changes in interest rates and the imposition of currency controls or other political developments in the U.S. or abroad.

*Depository Receipts Risk.* The Fund may invest in depository receipts. Investment in ADRs and GDRs may be less liquid than the underlying shares in their primary trading market and GDRs, many of which are issued by companies in emerging markets, may be more volatile and less liquid than depository receipts issued by companies in more developed markets.

*Foreign Securities Risk:* The Fund invests a significant portion of its assets directly in securities of issuers based outside of the U.S., or in depository receipts that represent such securities. Investments in securities of non-U.S. issuers involve certain risks that may not be present with investments in securities of U.S. issuers, such as risk of loss due to foreign currency fluctuations or to political or economic instability, as well as varying regulatory requirements applicable to investments in non-U.S. issuers. There may be less information publicly available about a non-U.S. issuer than a U.S. issuer. Non-U.S. issuers may also be subject to different regulatory, accounting, auditing, financial reporting and investor protection standards than U.S. issuers.

*Political and Economic Risk.* The Fund is subject to foreign political and economic risk not associated with U.S. investments, meaning that political events, social and economic events and natural disasters occurring in a country where the Fund invests could cause the Fund's investments in that country to experience gains or losses. The Fund also could be unable to enforce its ownership rights or pursue legal remedies in countries where it invests.

*Smaller Companies Risk:* The Fund's Index may be composed primarily of, or have significant exposure to, securities of smaller companies. Smaller companies may be more vulnerable to adverse business or economic events than larger, more established companies, and may underperform other segments of the market or the equity market as a whole. The securities of smaller companies also tend to be bought and sold less frequently and at significantly lower trading volumes than the securities of larger companies. As a result, it may be more difficult for the Fund to buy or sell a significant amount of the securities of a smaller company without an adverse impact on the price of the company's securities, or the Fund may have to sell such securities in smaller quantities over a longer period of time, which may increase the Fund's tracking error.

The remaining principal risks are presented in alphabetical order. Each risk summarized below is considered a "principal risk" of investing in the Fund, regardless of the order in which it appears.

*Equity Market Risk:* The equity securities held in the Fund's portfolio may experience sudden, unpredictable drops in value or long periods of decline in value. This may occur because of factors that affect securities markets generally or factors affecting specific issuers, industries, or sectors in which the Fund invests such as political, market and economic developments, as well as events that impact specific issuers.

#### *ETF Risks:*

*Absence of an Active Market Risk:* Although the Fund's shares are approved for listing on the Exchange, there can be no assurance that an active trading market will develop and be maintained for Fund shares. There can be no assurance that the Fund will grow to or maintain an economically viable size, in which case the Fund may experience greater tracking error to its Index than it otherwise would at higher asset levels or the Fund may ultimately liquidate.

*Authorized Participants, Market Makers and Liquidity Providers Concentration Risk:* The Fund has a limited number of financial institutions that may act as Authorized Participants ("APs"), none of which are obligated to engage in creation and/or redemption transactions. In addition, there may be a limited number of market makers and/or liquidity providers in the marketplace. To the extent either of the following events occur, there may be a significantly diminished trading market for Fund shares and shares may trade at a material discount to NAV and possibly face delisting: (i) APs exit the business or otherwise become unable to process creation and/or redemption orders and no other APs step forward to perform these services, or (ii) market makers and/or liquidity providers exit the business or significantly reduce their business activities and no other entities step forward to perform their functions. The risks associated with limited APs may be heightened in scenarios where APs have limited or diminished access to the capital required to post collateral.

*Costs of Buying or Selling Shares Risk.* Investors buying or selling Fund shares in the secondary market will pay brokerage commissions or other charges imposed by brokers as determined by the applicable broker. Brokerage commissions are often a fixed amount and may be a significant proportional cost for investors seeking to buy or sell relatively small amounts of shares.

*Fluctuation of NAV Risk.* The NAV of Fund shares will generally fluctuate with changes in the market value of the Fund's securities holdings. The market prices of shares will generally fluctuate in accordance with changes in the Fund's NAV and supply and demand of shares on the Exchange. It cannot be predicted whether Fund shares will trade below, at or above their NAV. During periods of unusual volatility or market disruptions, market prices of Fund shares may deviate significantly from the market value of the Fund's securities holdings or the NAV of Fund shares. As a result, investors in the Fund may pay

significantly more or receive significantly less for Fund shares than the value of the Fund's underlying securities or the NAV of Fund shares.

*Limitations of Indicative Optimized Portfolio Value ("IOPV") Risk:* The Exchange (or market data vendors or other information providers) will disseminate, every fifteen seconds during the regular trading day, an intraday value of each Fund's shares, also known as the IOPV. The IOPV calculations are estimates of the value of the Fund's NAV per share and are based on the Fund's portfolio holdings and cash, less accrued expenses, divided by the number of shares of the Fund outstanding as of the time of the prior day's NAV calculation. Premiums and discounts between the IOPV and the market price of the Fund's shares may occur. The IOPV does not necessarily reflect the precise composition of the current portfolio of securities held by the Fund at a particular point in time or the best possible valuation of the current portfolio. Therefore, it should not be viewed as a "real-time" update of the NAV per share of the Fund, which is calculated only once a day. The quotations of certain Fund holdings may not be updated during U.S. trading hours if such holdings do not trade in the United States. Additionally, the calculation of the NAV may reflect the fair values of certain Fund holdings, which may result in different prices than those used in the calculations of the IOPV. This may result in market prices for Fund shares deviating from the value of the Fund's underlying securities. Neither the Fund nor the Adviser, nor any of their affiliates are involved in, or responsible for, the calculation or dissemination of the IOPV and make no warranty as to its accuracy.

*Market Trading Risk:* An investment in the Fund faces numerous market trading risks, including the potential lack of an active market for Fund shares, losses from trading in secondary markets, periods of high volatility and disruption in the creation/redemption process of the Fund. Any of these factors, among others, may lead to the Fund's shares trading at a premium or discount to NAV.

*Trading Issues Risk.* Although Fund shares are listed for trading on the NYSE Arca, Inc. (the "Exchange"), there can be no assurance that an active trading market for such shares will be maintained. Trading in Fund shares may be halted due to market conditions or for reasons that, in the view of the Exchange, make trading in shares inadvisable. There can be no assurance that the requirements of the Exchange necessary to maintain the listing of any Fund will continue to be met or will remain unchanged or that the shares will trade with any volume, or at all. Further, secondary markets may be subject to erratic trading activity, wide bid/ask spreads and extended trade settlement periods in times of market stress because market makers and Authorized Participants may step away from making a market in Fund shares and in executing creation and redemption orders, which could cause a material deviation in the Fund's market price from its NAV.

*Passive Investment Risk:* The Fund is not actively managed and therefore would not sell an equity security due to current or projected underperformance of a security, industry or sector, unless that security is removed from the Index.

*Securities Lending Risk:* The Fund may engage in securities lending. The Fund may lose money if the borrower of the loaned securities delays returning in a timely manner or fails to return the loaned securities. Securities lending involves the risk that the Fund could lose money in the event of a decline in the value of collateral provided for loaned securities. In addition, the Fund bears the risk of loss in connection with its investment of the cash collateral it receives from a borrower. To the extent that the value or return of the Fund's investment of the cash collateral declines below the amount owed to the borrower, the Fund may incur losses that exceed the amount it earned on lending the security.

*Tax Risk:* To qualify for the favorable tax treatment generally available to regulated investment companies, the Fund must satisfy certain diversification requirements under the Internal Revenue Code of 1986, as amended (the "Code"). In particular, the Fund generally may not acquire a security if, as a result of the acquisition, more than 50% of the value of the Fund's assets would be invested in (a) issuers in which the Fund has, in each case, invested more than 5% of the Fund's assets and (b) issuers more than 10% of whose outstanding voting securities are owned by the Fund. When the Index is concentrated in a relatively small number of securities, it may not be possible for the Fund to fully implement a replication strategy or a representative sampling strategy while satisfying these diversification requirements. The Fund's efforts to satisfy the diversification requirements may cause the Fund's return to deviate from that of the Index, and the Fund's efforts to replicate the Index may cause it inadvertently to fail to satisfy the diversification requirements. If the Fund were to fail to qualify as a regulated investment company, it would be taxed in the same manner as an ordinary corporation, and distributions to its shareholders would not be deductible by the Fund in computing its taxable income.

*Tracking Error Risk:* The Fund's return may not match or achieve a high degree of correlation with the return of the Index. To the extent the Fund utilizes a sampling approach, it may experience tracking error to a greater extent than if the Fund sought to replicate the Index. In addition, in order to minimize the market impact of an Index rebalance, the Fund may begin trading to effect the rebalance in advance of the effective date of the rebalance and continue trading after the effective date of the rebalance, which may contribute to tracking error.

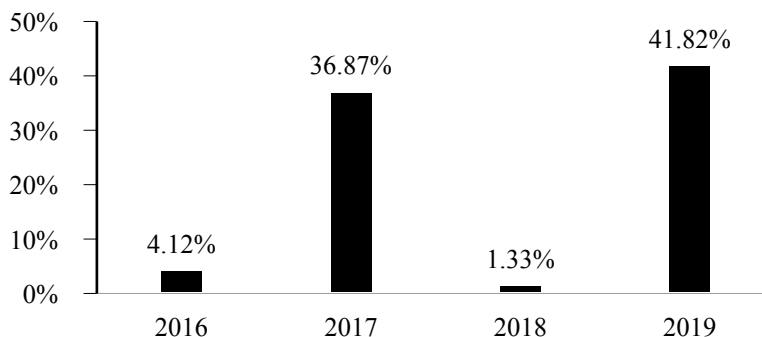
*Valuation Risk:* The sales price that the Fund could receive for a security may differ from the Fund's valuation of the security and may differ from the value used by the Index, particularly for securities that trade in low volume or volatile markets or that are valued using a fair value methodology. In addition, the value of the securities in the Fund's portfolio may change on days when shareholders will not be able to purchase or sell the Fund's shares.



## **Performance Information**

The following information provides some indication of the risks of investing in the Fund. The bar chart shows the annual return for the Fund. The table shows how the Fund's average annual returns for one year and since inception compare with those of the Index and a broad measure of market performance. The Fund's past performance, before and after taxes, is not necessarily an indication of how the Fund will perform in the future. Updated performance information is available on the Fund's website at [www.etfmg.com](http://www.etfmg.com) or by calling 1-844-383-6477.

### **Calendar Year Total Return as of December 31,**



During the period of time shown in the bar chart, the Fund's highest return for a calendar quarter was 22.51% (quarter ended March 31, 2019) and the Fund's lowest return for a calendar quarter was -17.72% (quarter ended December 31, 2018).

<b>Average Annual Total Returns</b> (for periods ended December 31, 2019)	<b>1 Year</b>	<b>Since Inception 7/15/2015</b>
<b>ETFMG Prime Mobile Payments ETF</b>		
Return Before Taxes	41.82%	16.95%
Return After Taxes on Distributions	41.81%	16.87%
Return After Taxes on Distributions and Sale of Fund Shares	24.76%	13.63%
<b>ISE Mobile Payments™ Index/Prime Mobile Payments Index<sup>1</sup></b> (reflects no deduction for fees, expenses or taxes)	42.74%	17.65%
<b>S&amp;P 500 Index</b> (reflects no deduction for fees, expenses or taxes)	31.49%	12.33%

<sup>1</sup> The table reflects performance of the ISE Mobile Payments™ Index through August 1, 2017 and the Prime Mobile Payments Index thereafter.

After-tax returns are calculated using the highest historical individual federal marginal income tax rates and do not reflect the impact of state and local taxes. Actual after-tax returns depend on your tax situation and may differ from those shown and are not relevant if you hold your shares through tax-deferred arrangements, such as 401(k) plans or individual retirement accounts.

## **Investment Adviser**

ETF Managers Group LLC (the "Adviser") serves as the investment adviser to the Fund.

## **Portfolio Managers**

Samuel R. Masucci, III, Chief Executive Officer of the Adviser, has been the Fund's portfolio manager since January 2018. Frank Vallario, Chief Investment Officer of the Adviser, and Donal Bishnoi, Portfolio Manager of the Adviser, have been the Fund's portfolio manager since September 2019. Devin Ryder, Portfolio Manager of the Adviser, has been the Fund's portfolio manager since May 2018.

For important information about the purchase and sale of Fund shares, tax information, and financial intermediary compensation, please turn to "Summary Information about Purchases, Sales, Taxes, and Financial Intermediary Compensation" on page 30 of the Prospectus.

## ETFMG PRIME CYBER SECURITY ETF— FUND SUMMARY

### Investment Objective

The ETFMG Prime Cyber Security ETF (the “Fund” or the “Cyber Security ETF”) seeks to provide investment results that, before fees and expenses, correspond generally to the price and yield performance of the Prime Cyber Defense Index (the “Index”).

### Fees and Expenses

This table describes the fees and expenses that you may pay if you buy and hold shares of the Fund. The fees are expressed as a percentage of the Fund’s average daily net assets. This table and the Example below do not include the brokerage commissions that investors may pay on their purchases and sales of Fund shares.

#### Annual Fund Operating Expenses (expenses that you pay each year as a percentage of the value of your investment)

Management Fee	0.60%
Distribution and Service (12b-1) Fees	None
Total Annual Fund Operating Expenses	0.60%

### Example

This Example is intended to help you compare the cost of investing in the Fund with the cost of investing in other funds. The Example assumes that you invest \$10,000 in the Fund for the time periods indicated and then sell all of your shares at the end of those periods. The Example also assumes that your investment has a 5% return each year and that the Fund’s operating expenses remain the same. This Example does not include the brokerage commissions that investors may pay on their purchases and sales of Fund shares. Although your actual costs may be higher or lower, based on these assumptions your cost would be:

1 Year	3 Years	5 Years	10 Years
\$61	\$192	\$335	\$750

### Portfolio Turnover

The Fund pays transaction costs, such as commissions, when it buys and sells securities (or “turns over” its portfolio). A higher portfolio turnover rate may indicate higher transaction costs and may result in higher taxes when the Fund shares are held in a taxable account. These costs, which are not reflected in annual fund operating expenses or in the example, affect the Fund’s performance. For the fiscal year ended September 30, 2019, the Fund’s portfolio turnover rate was 36% of the average value of its portfolio.

### Principal Investment Strategies

The Fund uses a “passive” or indexing approach to try to achieve its investment objective. Unlike many investment companies, the Fund does not try to “beat” the Index and does not seek temporary defensive positions when markets decline or appear overvalued.

The Fund uses a replication strategy. A replication strategy is an indexing strategy that involves investing in the securities of the Index in approximately the same proportions as in the Index. However, the Fund may utilize a representative sampling strategy with respect to the Index when a replication strategy might be detrimental to shareholders, such as when there are practical difficulties or substantial costs involved in compiling a portfolio of equity securities to follow the Index, in instances in which a security in the Index becomes temporarily illiquid, unavailable or less liquid, or as a result of legal restrictions or limitations (such as tax diversification requirements) that apply to the Fund but not the Index.

The Index tracks the performance of the exchange-listed equity securities (or corresponding American Depositary Receipts (“ADRs”) or Global Depositary Receipts (“GDRs”)) of companies across the globe that (i) engage in providing cybersecurity applications or services as a vital component of its overall business (“CyberSecurity Architecture Providers”) or (ii) provide hardware or software for cybersecurity activities as a vital component of its overall business (“CyberSecurity Application Providers”). Cybersecurity refers to products (hardware/software) and services designed to protect computer hardware, software, networks and data from unauthorized access, vulnerabilities, attacks and other security breaches. The categories of CyberSecurity Architecture Providers and CyberSecurity Application Providers are referred to herein as “sectors”.

Companies in the CyberSecurity Architecture Providers and CyberSecurity Application Providers sectors are identified by Prime Indexes (the “Index Provider”), an independent index provider that is not affiliated with the Fund’s investment adviser. The Index Provider utilizes issuer financial statements and other public filings and reports, as well as third-party industry research, reports, and analyses, to identify CyberSecurity Architecture Providers and CyberSecurity Application Providers around the world that meet the Index’s criteria for inclusion.

The Index Provider may exclude companies that meet the criteria for inclusion in the Index or include companies that do not meet such criteria if it determines that including them would be contrary to the objective of the Index (e.g., their inclusion would negatively affect the investibility of the Index, the company's economic fortunes are predominantly driven by a business not related to cybersecurity, the company is expected to meet the inclusion criteria in the immediate future and plays an important role in the cybersecurity industry).

The Index has a quarterly review in March, June, September, and December of each year at which times the Index is reconstituted and rebalanced by the Index Provider. The composition of the Index and the constituent weights are determined on the second Friday of each March, June, September, and December (or the next business day if the second Friday is not a business day) (the "Selection Day"). Component changes are made after the market close on the third Friday of March, June, September, and December (or the next business day if the third Friday is not a business day) and become effective at the market opening on the next trading day. The Index is developed and owned by the Index Provider, and the Index is calculated and maintained by Solactive AG. The Index Provider is independent of Solactive AG, the Fund, and the Fund's investment adviser.

Companies meeting the sector criteria are screened as of the Selection Day for investibility (e.g., must not be listed on an exchange in a country which employs certain restrictions on foreign capital investment), a minimum market capitalization of \$100 million at the time of selection, and an operating company structure (as opposed to a pass-through security). The Index Provider may include companies in the Index with a market capitalization within 5% of the above threshold as of the Selection Date to account for short term fluctuations in market capitalization resulting from changes in a security's price.

The Index's exposure to each sector is based on the cumulative market capitalization of index components within the sector relative to the combined market capitalization of both sectors. Each company within a sector is equally weighted at the time of each rebalance of the Index, subject to the adjustments described below.

The cumulative weight of all constituents with an individual weight of 5% or greater may not in the aggregate account for more than 50% of the weight of the Index as of the Selection Day. Additionally, Index constituents with a market capitalization of less than US \$600 million as of the Selection Day will have their weight reduced by 30–35% depending on their specific market capitalization, and constituents with a three-month average daily value traded ("ADTV") of less than US \$2.5 million as of the Selection Day will have their weight reduced by 15–55% depending on their specific ADTV (collectively, the "Liquidity Requirements"). The weight of any individual Index constituent whose weight is reduced due to the Liquidity Requirements will be redistributed pro rata among all other Index constituents whose weights have not been reduced due to the Liquidity Requirements based on the ADTV of such constituents. Additionally, each Index constituent whose weight is reduced due to the Liquidity Requirements will have a maximum weight of 4.5%, and any excess weight above 4.5% will be redistributed pro rata among all other Index constituents based on their weight (after any reductions due to the Liquidity Requirements).

As of January 14, 2020 the Index had 55 constituents, 17 of which were foreign companies, and the three largest stocks and their weightings in the Index were Cisco Systems Inc 3.95%, Ping Identity Holding Corp. 3.32%, and Splunk Inc 3.30%.

The Fund invests at least 80% of its total assets, exclusive of collateral held from securities lending, in the component securities of the Index and in ADRs and GDRs based on the component securities in the Index. The Fund may invest up to 20% of its total assets in securities that are not in the Fund's Index to the extent that the Fund's Adviser believes such investments should help the Fund's overall portfolio track the Index.

The Fund may lend its portfolio securities to brokers, dealers, and other financial organizations. These loans, if and when made, may not exceed 33 1/3% of the total asset value of the Fund (including the loan collateral). By lending its securities, the Fund may increase its income by receiving payments from the borrower.

**Correlation:** Correlation is the extent to which the values of different types of investments move in tandem with one another in response to changing economic and market conditions. An index is a theoretical financial calculation, while the Fund is an actual investment portfolio. The performance of the Fund and the Index may vary somewhat due to transaction costs, asset valuations, foreign currency valuations, market impact, corporate actions (such as mergers and spin-offs), legal restrictions or limitations, illiquid or unavailable securities, and timing variances.

The Fund's investment adviser expects that, over time, the correlation between the Fund's performance and that of the Index, before fees and expenses, will exceed 95%. A correlation percentage of 100% would indicate perfect correlation. If the Fund uses a replication strategy, it can be expected to have greater correlation to the Index than if it uses a representative sampling strategy.

**Industry Concentration Policy:** The Fund will concentrate its investments (*i.e.*, hold 25% or more of its net assets) in a particular industry or group of related industries to approximately the same extent that the Index is concentrated. As of January 7, 2019, the Index was concentrated in companies in the software and services industries group.

## **Principal Risks**

As with all funds, a shareholder is subject to the risk that his or her investment could lose money. The principal risks affecting shareholders' investments in the Fund are set forth below. An investment in the Fund is not a bank deposit and is not insured or guaranteed by the Federal Deposit Insurance Corporation or any government agency.

*Cyber Security Companies Risk.* Companies in the cyber security field, including companies in the CyberSecurity Architecture Providers and CyberSecurity Application Providers sectors, face intense competition, both domestically and internationally, which may have an adverse effect on profit margins. Cyber security companies may have limited product lines, markets, financial resources or personnel. The products of cyber security companies may face obsolescence due to rapid technological developments and frequent new product introduction, and such companies may face unpredictable changes in growth rates, competition for the services of qualified personnel and competition from foreign competitors with lower production costs. Companies in the cyber security field are heavily dependent on patent and intellectual property rights. The loss or impairment of these rights may adversely affect the profitability of these companies.

*Foreign Investment Risk:* Returns on investments in foreign stocks could be more volatile than, or trail the returns on, investments in U.S. stocks.

*Currency Risk:* Indirect and direct exposure to foreign currencies subjects the Fund to the risk that currencies will decline in value relative to the U.S. dollar. Currency rates in foreign countries may fluctuate significantly over short periods of time for a number of reasons, including changes in interest rates and the imposition of currency controls or other political developments in the U.S. or abroad.

*Depository Receipts Risk.* The Fund may invest in depository receipts. Investment in ADRs and GDRs may be less liquid than the underlying shares in their primary trading market and GDRs, many of which are issued by companies in emerging markets, may be more volatile and less liquid than depository receipts issued by companies in more developed markets.

*Emerging Markets Securities Risk:* The Fund's investments may expose the Fund's portfolio to the risks of investing in emerging markets. Investments in emerging markets are subject to greater risk of loss than investments in developed markets. This is due to, among other things, greater market volatility, lower trading volume, political and economic instability, greater risk of market shutdown and more governmental limitations on foreign investments than typically found in developed markets.

*Foreign Market and Trading Risk.* The trading markets for many foreign securities are not as active as U.S. markets and may have less governmental regulation and oversight. Foreign markets also may have clearance and settlement procedures that make it difficult for the Fund to buy and sell securities. These factors could result in a loss to the Fund by causing the Fund to be unable to dispose of an investment or to miss an attractive investment opportunity, or by causing Fund assets to be uninvested for some period of time.

*Foreign Securities Risk:* The Fund invests a significant portion of its assets directly in securities of issuers based outside of the U.S., or in depository receipts that represent such securities. Investments in securities of non-U.S. issuers involve certain risks that may not be present with investments in securities of U.S. issuers, such as risk of loss due to foreign currency fluctuations or to political or economic instability, as well as varying regulatory requirements applicable to investments in non-U.S. issuers. There may be less information publicly available about a non-U.S. issuer than a U.S. issuer. Non-U.S. issuers may also be subject to different regulatory, accounting, auditing, financial reporting and investor protection standards than U.S. issuers.

*Political and Economic Risk.* The Fund is subject to foreign political and economic risk not associated with U.S. investments, meaning that political events, social and economic events and natural disasters occurring in a country where the Fund invests could cause the Fund's investments in that country to experience gains or losses. The Fund also could be unable to enforce its ownership rights or pursue legal remedies in countries where it invests.

*Privatization Risk:* Several foreign countries in which the Fund invests have begun a process of privatizing certain entities and industries. Privatized entities may lose money or be re-nationalized.

*Smaller Companies Risk:* The Fund's Index may be composed primarily of, or have significant exposure to, securities of smaller companies. Smaller companies may be more vulnerable to adverse business or economic events than larger, more established companies, and may underperform other segments of the market or the equity market as a whole. The securities of smaller companies also tend to be bought and sold less frequently and at significantly lower trading volumes than the securities of larger companies. As a result, it may be more difficult for the Fund to buy or sell a significant amount of the securities of a smaller company without an adverse impact on the price of the company's securities, or the Fund may have to sell such securities in smaller quantities over a longer period of time, which may increase the Fund's tracking error.

The remaining principal risks are presented in alphabetical order. Each risk summarized below is considered a "principal risk" of investing in the Fund, regardless of the order in which it appears.

*Equity Market Risk:* The equity securities held in the Fund's portfolio may experience sudden, unpredictable drops in value or long periods of decline in value. This may occur because of factors that affect securities markets generally or factors affecting specific issuers, industries, or sectors in which the Fund invests such as political, market and economic developments, as well as events that impact specific issuers.

## ETF Risks:

*Absence of an Active Market Risk:* Although the Fund's shares are approved for listing on the Exchange, there can be no assurance that an active trading market will develop and be maintained for Fund shares. There can be no assurance that the Fund will grow to or maintain an economically viable size, in which case the Fund may experience greater tracking error to its Index than it otherwise would at higher asset levels or the Fund may ultimately liquidate.

*Authorized Participants, Market Makers and Liquidity Providers Concentration Risk:* The Fund has a limited number of financial institutions that may act as Authorized Participants ("APs"), none of which are obligated to engage in creation and/or redemption transactions. In addition, there may be a limited number of market makers and/or liquidity providers in the marketplace. To the extent either of the following events occur, there may be a significantly diminished trading market for Fund shares and shares may trade at a material discount to NAV and possibly face delisting: (i) APs exit the business or otherwise become unable to process creation and/or redemption orders and no other APs step forward to perform these services, or (ii) market makers and/or liquidity providers exit the business or significantly reduce their business activities and no other entities step forward to perform their functions. The risks associated with limited APs may be heightened in scenarios where APs have limited or diminished access to the capital required to post collateral.

*Costs of Buying or Selling Shares Risk.* Investors buying or selling Fund shares in the secondary market will pay brokerage commissions or other charges imposed by brokers as determined by the applicable broker. Brokerage commissions are often a fixed amount and may be a significant proportional cost for investors seeking to buy or sell relatively small amounts of shares.

*Fluctuation of NAV Risk.* The NAV of Fund shares will generally fluctuate with changes in the market value of the Fund's securities holdings. The market prices of shares will generally fluctuate in accordance with changes in the Fund's NAV and supply and demand of shares on the Exchange. It cannot be predicted whether Fund shares will trade below, at or above their NAV. During periods of unusual volatility or market disruptions, market prices of Fund shares may deviate significantly from the market value of the Fund's securities holdings or the NAV of Fund shares. As a result, investors in the Fund may pay significantly more or receive significantly less for Fund shares than the value of the Fund's underlying securities or the NAV of Fund shares.

*Limitations of Indicative Optimized Portfolio Value ("IOPV") Risk:* The Exchange (or market data vendors or other information providers) will disseminate, every fifteen seconds during the regular trading day, an intraday value of each Fund's shares, also known as the IOPV. The IOPV calculations are estimates of the value of the Fund's NAV per share and are based on the Fund's portfolio holdings and cash, less accrued expenses, divided by the number of shares of the Fund outstanding as of the time of the prior day's NAV calculation. Premiums and discounts between the IOPV and the market price of the Fund's shares may occur. The IOPV does not necessarily reflect the precise composition of the current portfolio of securities held by the Fund at a particular point in time or the best possible valuation of the current portfolio. Therefore, it should not be viewed as a "real-time" update of the NAV per share of the Fund, which is calculated only once a day. The quotations of certain Fund holdings may not be updated during U.S. trading hours if such holdings do not trade in the United States. Additionally, the calculation of the NAV may reflect the fair values of certain Fund holdings, which may result in different prices than those used in the calculations of the IOPV. This may result in market prices for Fund shares deviating from the value of the Fund's underlying securities. Neither the Fund nor the Adviser, nor any of their affiliates are involved in, or responsible for, the calculation or dissemination of the IOPV and make no warranty as to its accuracy.

*Market Trading Risk:* An investment in the Fund faces numerous market trading risks, including the potential lack of an active market for Fund shares, losses from trading in secondary markets, periods of high volatility and disruption in the creation/redemption process of the Fund. Any of these factors, among others, may lead to the Fund's shares trading at a premium or discount to NAV.

*Trading Issues Risk.* Although Fund shares are listed for trading on the NYSE Arca, Inc. (the "Exchange"), there can be no assurance that an active trading market for such shares will be maintained. Trading in Fund shares may be halted due to market conditions or for reasons that, in the view of the Exchange, make trading in shares inadvisable. There can be no assurance that the requirements of the Exchange necessary to maintain the listing of any Fund will continue to be met or will remain unchanged or that the shares will trade with any volume, or at all. Further, secondary markets may be subject to erratic trading activity, wide bid/ask spreads and extended trade settlement periods in times of market stress because market makers and Authorized Participants may step away from making a market in Fund shares and in executing creation and redemption orders, which could cause a material deviation in the Fund's market price from its NAV.

*Passive Investment Risk:* The Fund is not actively managed and therefore would not sell an equity security due to current or projected underperformance of a security, industry or sector, unless that security is removed from the Index.

*Reliance on Trading Partners Risk:* The Fund invests in some economies that are heavily dependent upon trading with key partners. Any reduction in this trading may cause an adverse impact on the economy in which the Fund invests.

*Securities Lending Risk:* The Fund may engage in securities lending. The Fund may lose money if the borrower of the loaned securities delays returning in a timely manner or fails to return the loaned securities. Securities lending involves the risk that the Fund could lose money in the event of a decline in the value of collateral provided for loaned securities. In addition, the Fund bears the risk of loss in connection with its investment of the cash collateral it receives from a borrower. To the extent that the value or return of the Fund's investment of the cash collateral declines below the amount owed to the borrower, the Fund may incur losses that exceed the amount it earned on lending the security.

*Tax Risk:* To qualify for the favorable tax treatment generally available to regulated investment companies, the Fund must satisfy certain diversification requirements under the Internal Revenue Code of 1986, as amended (the "Code"). In particular, the Fund generally may not acquire a security if, as a result of the acquisition, more than 50% of the value of the Fund's assets would be invested in (a) issuers in which the Fund has, in each case, invested more than 5% of the Fund's assets and (b) issuers more than 10% of whose outstanding voting securities are owned by the Fund. When the Index is concentrated in a relatively small number of securities, it may not be possible for the Fund to fully implement a replication strategy or a representative sampling strategy while satisfying these diversification requirements. The Fund's efforts to satisfy the diversification requirements may cause the Fund's return to deviate from that of the Index, and the Fund's efforts to replicate the Index may cause it inadvertently to fail to satisfy the diversification requirements. If the Fund were to fail to qualify as a regulated investment company, it would be taxed in the same manner as an ordinary corporation, and distributions to its shareholders would not be deductible by the Fund in computing its taxable income.

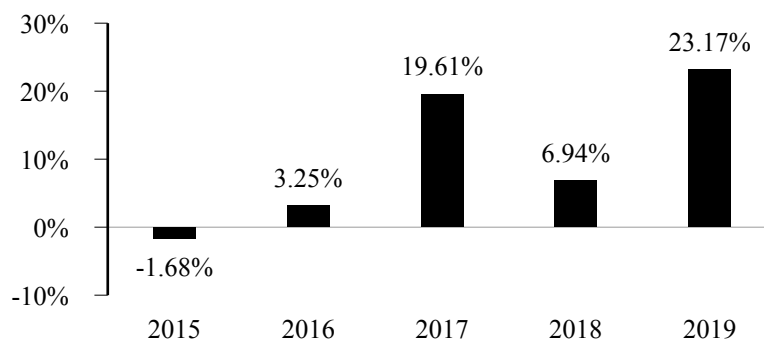
*Tracking Error Risk:* The Fund's return may not match or achieve a high degree of correlation with the return of the Index. To the extent the Fund utilizes a sampling approach, it may experience tracking error to a greater extent than if the Fund sought to replicate the Index. In addition, in order to minimize the market impact of an Index rebalance, the Fund may begin trading to effect the rebalance in advance of the effective date of the rebalance and continue trading after the effective date of the rebalance, which may contribute to tracking error.

*Valuation Risk:* The sales price that the Fund could receive for a security may differ from the Fund's valuation of the security and may differ from the value used by the Index, particularly for securities that trade in low volume or volatile markets or that are valued using a fair value methodology. In addition, the value of the securities in the Fund's portfolio may change on days when shareholders will not be able to purchase or sell the Fund's shares.

### **Performance Information**

The following information provides some indication of the risks of investing in the Fund. The bar chart shows the annual return for the Fund. The table shows how the Fund's average annual returns for one year and since inception compare with those of the Index and a broad measure of market performance. The Fund's past performance, before and after taxes, is not necessarily an indication of how the Fund will perform in the future. Updated performance information is available on the Fund's website at [www.etfmg.com](http://www.etfmg.com) or by calling 1-844-383-6477.

**Calendar Year Total Return as of December 31,**



During the period of time shown in the bar chart, the Fund's highest return for a calendar quarter was 18.07% (quarter ended March 31, 2019) and the Fund's lowest return for a calendar quarter was -19.81% (quarter ended September 30, 2015).

<b>Average Annual Total Returns</b> (for the periods ended December 31, 2019)	<b>1 Year</b>	<b>5 Years</b>	<b>Since Inception 11/11/2014</b>
<b>ETFMG Prime Cyber Security ETF</b>			
Return Before Taxes	23.17%	9.85%	10.76%
Return After Taxes on Distributions	23.13%	9.77%	10.68%
Return After Taxes on Distributions and Sale of Fund Shares	13.75%	7.79%	8.56%
<b>ISE Cyber Security™ Index / Prime Cyber Defense Index</b> (reflects no deduction for fees, expenses or taxes) <sup>1</sup>			
	24.00%	10.37%	11.29%
<b>S&amp;P 500 Index</b> (reflects no deduction for fees, expenses or taxes)			
	31.49%	11.70%	11.64%

<sup>1</sup> The table reflects performance of the ISE Cyber Security™ Index through August 1, 2017 and the Prime Cyber Defense Index thereafter.

After-tax returns are calculated using the highest historical individual federal marginal income tax rates and do not reflect the impact of state and local taxes. Actual after-tax returns depend on your tax situation and may differ from those shown and are not relevant if you hold your shares through tax-deferred arrangements, such as 401(k) plans or individual retirement accounts.

### **Investment Advisers**

ETF Managers Group LLC (the “Adviser”) serves as the investment adviser to the Fund.

### **Portfolio Managers**

Samuel R. Masucci, III, Chief Executive Officer of the Adviser, has been the Fund’s portfolio manager since January 2018. Frank Vallario, Chief Investment Officer of the Adviser, and Donal Bishnoi, Portfolio Manager of the Adviser, have been the Fund’s portfolio manager since September 2019. Devin Ryder, Portfolio Manager of the Adviser, has been the Fund’s portfolio manager since May 2018.

For important information about the purchase and sale of Fund shares, tax information, and financial intermediary compensation, please turn to “Summary Information about Purchases, Sales, Taxes, and Financial Intermediary Compensation” on page 30 of the Prospectus.

## ETFMG PRIME JUNIOR SILVER MINERS ETF—FUND SUMMARY

### Investment Objective

The ETFMG Prime Junior Silver Miners ETF (the “Fund” or the “Junior Silver ETF”) seeks to provide investment results that, before fees and expenses, correspond generally to the price and yield performance of the Prime Junior Silver Miners & Explorers Index (the “Index”).

### Fees and Expenses

This table describes the fees and expenses that you may pay if you buy and hold shares of the Fund. The fees are expressed as a percentage of the Fund’s average daily net assets. This table and the Example below do not include the brokerage commissions that investors may pay on their purchases and sales of Fund shares.

#### Annual Fund Operating Expenses (expenses that you pay each year as a percentage of the value of your investment)

Management Fee	0.69%
Distribution and Service (12b-1) Fees	None
Total Annual Fund Operating Expenses	0.69%

### Example

This Example is intended to help you compare the cost of investing in the Fund with the cost of investing in other funds. The Example assumes that you invest \$10,000 in the Fund for the time periods indicated and then sell all of your shares at the end of those periods. The Example also assumes that your investment has a 5% return each year and that the Fund’s operating expenses remain the same. This Example does not include the brokerage commissions that investors may pay on their purchases and sales of Fund shares. Although your actual costs may be higher or lower, based on these assumptions your cost would be:

<b>1 Year</b>	<b>3 Years</b>	<b>5 Years</b>	<b>10 Years</b>
\$70	\$221	\$384	\$859

### Portfolio Turnover

The Fund pays transaction costs, such as commissions, when it buys and sells securities (or “turns over” its portfolio). A higher portfolio turnover rate may indicate higher transaction costs and may result in higher taxes when the Fund shares are held in a taxable account. These costs, which are not reflected in annual fund operating expenses or in the example, affect the Fund’s performance. For the fiscal year ended September 30, 2019, the Fund’s portfolio turnover rate was 34% of the average value of its portfolio.

### Principal Investment Strategies

The Fund uses a “passive” or indexing approach to try to achieve its investment objective. Unlike many investment companies, the Fund does not try to “beat” the Index and does not seek temporary defensive positions when markets decline or appear overvalued.

The Fund uses a replication strategy. A replication strategy is an indexing strategy that involves investing in the securities of the Index in approximately the same proportions as in the Index. However, the Fund may utilize a representative sampling strategy with respect to the Index when a replication strategy might be detrimental to shareholders, such as when there are practical difficulties or substantial costs involved in compiling a portfolio of equity securities to follow the Index, in instances in which a security in the Index becomes temporarily illiquid, unavailable or less liquid, or as a result of legal restrictions or limitations (such as tax diversification requirements) that apply to the Fund but not the Index.

The Index tracks the performance of the equity securities (or corresponding American Depositary Receipts (“ADRs”) or Global Depositary Receipts (“GDRs”)) of small-capitalization companies actively engaged in silver refining, mining, or exploration (“Junior Silver Companies”). “Junior” is a common term used in Canada in reference to small capitalization exploration companies that generally have no mining operations. Junior Silver Companies include pure play companies that generate more than 50% of their revenue from silver mining activities and non-pure play companies that generate 50% or less of their revenue from silver mining activities. The stocks are weighted according to a modified market capitalization that is based upon the percentage of company revenues generated from silver mining activities such that, when weighting Junior Silver Companies, the market cap of a pure play company is multiplied by a factor of three and the market cap of a non-pure play company is multiplied by a factor of one. The securities of each company in the Index must also be listed on a securities exchange.

The initial universe of Junior Silver Companies is determined based on proprietary research and analysis conducted by Prime Indexes, (the “Index Provider”), an independent index provider that is not affiliated with the Fund’s investment adviser. The Index Provider uses a variety of publicly available resources for such analysis, including financial statements and other reports published by issuers to determine whether a company is actively engaged as a Junior Silver Company.



The Index Provider may exclude companies that meet the criteria for inclusion in the Index or include companies that do not meet such criteria if it determines that including them would be contrary to the objective of the Index (e.g., their inclusion would negatively affect the investibility of the Index, the company's economic fortunes are predominantly driven by a business not related to that of a Junior Silver Company, the company is expected to meet the inclusion criteria in the immediate future and plays an important role in the junior silver industry).

The Index has a quarterly review in March, June, September, and December of each year at which times the Index is reconstituted and rebalanced by the Index Provider. The composition of the Index and the constituent weights are determined on the second Friday of each March, June, September, and December (or the next business day if the second Friday is not a business day) (the "Selection Day"). Component changes are made after the market close on the third Friday of March, June, September, and December (or the next business day if the third Friday is not a business day) and become effective at the market opening on the next trading day. The Index is developed and owned by the Index Provider, and the Index is calculated and maintained by Solactive AG. The Index Provider is independent of Solactive AG, the Fund, and the Fund's investment adviser.

Junior Silver Companies are then screened as of the Selection Date for investibility (e.g., must not be listed on an exchange in a country which employs certain restrictions on foreign capital investment), a minimum market capitalization of \$20 million, a maximum market capitalization of \$3 billion, and an operating company structure (as opposed to a pass-through security). The Index Provider may include companies in the Index with a market capitalization within 5% of the above thresholds as of the Selection Date to account for short term fluctuations in market capitalization resulting from changes in a security's price.

The weightings of the constituents of the Index are further modified in that each constituent weighting is capped at 10% of the Index (except as described below) and the cumulative weight of all constituents with an individual weight of 5% or greater may not in the aggregate account for more than 50% of the weight of the Index as of the Selection Day. Additionally, Index constituents with a market capitalization of less than US \$60 million as of the Selection Day will have their weight reduced by 10–70% depending on their specific market capitalization (collectively, the "Liquidity Requirements"). The weight of any individual Index constituent whose weight is reduced due to the Liquidity Requirements will be redistributed equally among all other Index constituents whose weights have not been reduced due to the Liquidity Requirements. Further, the cumulative weight of all components with a market capitalization of less than US \$100 million may not in the aggregate account for more than 10% of the weight of the Index as of the Selection Day.

If after all weight adjustments due to the Liquidity Requirements, more than four Index constituents would each have a weight greater than 4.5%, each Index constituent with a weight greater than 4.5% other than the four most heavily weighted constituents will have its weight reduced to 4.5% with any excess weight redistributed equally among the four most heavily weighted constituents. Consequently, the Fund expects that the Index will generally have one or more constituents with a weight of more than 10%.

As of January 14, 2020, the Index had 31 constituents, 26 of which were foreign companies. The three largest stocks and their weightings in the Index were Pan American Silver Corp 12.39%, First Majestic Silver Corp 11.43%, and Hecla Mining Co 11.35%.

The Fund invests at least 80% of its total assets in the component securities of the Index and in ADRs and GDRs based on the component securities in the Index. The Fund may invest up to 20% of its total assets in securities that are not in the Fund's Index to the extent that the Fund's adviser believes such investments should help the Fund's overall portfolio track the Index.

**Correlation:** Correlation is the extent to which the values of different types of investments move in tandem with one another in response to changing economic and market conditions. An index is a theoretical financial calculation, while the Fund is an actual investment portfolio. The performance of the Fund and the Index may vary somewhat due to transaction costs, asset valuations, foreign currency valuations, market impact, corporate actions (such as mergers and spin-offs), legal restrictions or limitations, illiquid or unavailable securities, and timing variances.

The Fund's investment adviser expects that, over time, the correlation between the Fund's performance and that of the Index, before fees and expenses, will exceed 95%. A correlation percentage of 100% would indicate perfect correlation. If the Fund uses a replication strategy, it can be expected to have greater correlation to the Index than if it uses a representative sampling strategy.

**Industry Concentration Policy:** The Fund will concentrate its investments (*i.e.*, hold 25% or more of its net assets) in a particular industry or group of related industries to approximately the same extent that the Index is concentrated. As of January 14, 2020, the Index was concentrated in companies in the metals and mining industries group.

### **Principal Risks**

As with all funds, a shareholder is subject to the risk that his or her investment could lose money. The principal risks affecting shareholders' investments in the Fund are set forth below. An investment in the Fund is not a bank deposit and is not insured or guaranteed by the Federal Deposit Insurance Corporation or any government agency.

*Silver Exploration and Production Industry Concentration Risk.* The Fund concentrates its assets in an industry or group of related industries to the extent that the Index is so concentrated. Because the Index is expected to concentrate in the Silver Exploration & Production sub-industry of the Metals & Mining industry (in the Natural Resources/Minerals sector), the Fund's assets will be concentrated in, and will be more affected by the performance of, that sub-industry than a fund that is more diversified. The profitability of companies in the Silver Exploration & Production sub-industry is related to, among other things, the worldwide price of silver and the costs of

extraction and production. Worldwide silver prices may fluctuate substantially over short periods of time, so the Fund's share price may be more volatile than other types of investments. Companies in the sub-industry may be adversely affected by economic conditions, tax treatment, government regulation and intervention, and world events in the regions in which the companies operate (e.g., expropriation, nationalization, confiscation of assets and property, repatriation of capital, military coups, social unrest). The price of the equity securities of silver mining companies and silver may not always be closely correlated. Investing in a silver company involves certain risks unrelated to an investment in silver as a commodity, including production costs, operational and managerial risk, and the possibility that the company will take measures to hedge or minimize its exposure to the volatility of the market price of silver.

*Smaller Companies Risk:* The Fund's Index may be composed primarily of, or have significant exposure to, securities of smaller companies. Smaller companies may be more vulnerable to adverse business or economic events than larger, more established companies, and may underperform other segments of the market or the equity market as a whole. The securities of smaller companies also tend to be bought and sold less frequently and at significantly lower trading volumes than the securities of larger companies. As a result, it may be more difficult for the Fund to buy or sell a significant amount of the securities of a smaller company without an adverse impact on the price of the company's securities, or the Fund may have to sell such securities in smaller quantities over a longer period of time, which may increase the Fund's tracking error.

*Non-Diversification Risk:* Because the Fund is "non-diversified," it may invest a greater percentage of its assets in the securities of a single issuer or a small number of issuers than if it was a diversified fund. As a result, a decline in the value of an investment in a single issuer or a small number of issuers could cause the Fund's overall value to decline to a greater degree than if the Fund held a more diversified portfolio. This may increase the Fund's volatility and have a greater impact on the Fund's performance.

*Foreign Investment Risk:* Returns on investments in foreign stocks could be more volatile than, or trail the returns on, investments in U.S. stocks.

*Currency Risk:* Indirect and direct exposure to foreign currencies subjects the Fund to the risk that currencies will decline in value relative to the U.S. dollar. Currency rates in foreign countries may fluctuate significantly over short periods of time for a number of reasons, including changes in interest rates and the imposition of currency controls or other political developments in the U.S. or abroad.

*Depository Receipts Risk.* The Fund may invest in depository receipts. Investment in ADRs and GDRs may be less liquid than the underlying shares in their primary trading market and GDRs, many of which are issued by companies in emerging markets, may be more volatile and less liquid than depository receipts issued by companies in more developed markets.

*Emerging Markets Securities Risk:* The Fund's investments may expose the Fund's portfolio to the risks of investing in emerging markets. Investments in emerging markets are subject to greater risk of loss than investments in developed markets. This is due to, among other things, greater market volatility, lower trading volume, political and economic instability, greater risk of market shutdown and more governmental limitations on foreign investments than typically found in developed markets.

*Foreign Market and Trading Risk.* The trading markets for many foreign securities are not as active as U.S. markets and may have less governmental regulation and oversight. Foreign markets also may have clearance and settlement procedures that make it difficult for the Fund to buy and sell securities. These factors could result in a loss to the Fund by causing the Fund to be unable to dispose of an investment or to miss an attractive investment opportunity, or by causing Fund assets to be uninvested for some period of time.

*Foreign Securities Risk:* The Fund invests a significant portion of its assets directly in securities of issuers based outside of the U.S., or in depository receipts that represent such securities. Investments in securities of non-U.S. issuers involve certain risks that may not be present with investments in securities of U.S. issuers, such as risk of loss due to foreign currency fluctuations or to political or economic instability, as well as varying regulatory requirements applicable to investments in non-U.S. issuers. There may be less information publicly available about a non-U.S. issuer than a U.S. issuer. Non-U.S. issuers may also be subject to different regulatory, accounting, auditing, financial reporting and investor protection standards than U.S. issuers.

*Political and Economic Risk.* The Fund is subject to foreign political and economic risk not associated with U.S. investments, meaning that political events, social and economic events and natural disasters occurring in a country where the Fund invests could cause the Fund's investments in that country to experience gains or losses.

*Geographic Risk:* Funds that are less diversified across countries or geographic regions are generally riskier than more geographically diversified funds and risks associated with such countries or geographic regions may negatively affect the Fund.

*Canada-Specific Risk:* Because investments in the Silver Exploration & Production sub-industry may be geographically concentrated in Canadian companies or companies that have a significant presence in Canada, investment results could be dependent on the financial condition of the Canadian economy. The Canadian economy is reliant on the sale of natural resources and commodities, which can pose risks such as the fluctuation of prices and the variability of demand for exportation of such products. Changes in spending on Canadian products by the economies of other countries or changes in any of these economies may cause a significant impact on the Canadian economy.

The remaining principal risks are presented in alphabetical order. Each risk summarized below is considered a "principal risk" of investing in the Fund, regardless of the order in which it appears.

*Equity Market Risk:* The equity securities held in the Fund's portfolio may experience sudden, unpredictable drops in value or long periods of decline in value. This may occur because of factors that affect securities markets generally or factors affecting specific issuers, industries, or sectors in which the Fund invests such as political, market and economic developments, as well as events that impact specific issuers.

*ETF Risks:*

*Absence of an Active Market Risk:* Although the Fund's shares are approved for listing on the Exchange, there can be no assurance that an active trading market will develop and be maintained for Fund shares. There can be no assurance that the Fund will grow to or maintain an economically viable size, in which case the Fund may experience greater tracking error to its Index than it otherwise would at higher asset levels or the Fund may ultimately liquidate.

*Authorized Participants, Market Makers and Liquidity Providers Concentration Risk:* The Fund has a limited number of financial institutions that may act as Authorized Participants ("APs"), none of which are obligated to engage in creation and/or redemption transactions. In addition, there may be a limited number of market makers and/or liquidity providers in the marketplace. To the extent either of the following events occur, there may be a significantly diminished trading market for Fund shares and shares may trade at a material discount to NAV and possibly face delisting: (i) APs exit the business or otherwise become unable to process creation and/or redemption orders and no other APs step forward to perform these services, or (ii) market makers and/or liquidity providers exit the business or significantly reduce their business activities and no other entities step forward to perform their functions. The risks associated with limited APs may be heightened in scenarios where APs have limited or diminished access to the capital required to post collateral.

*Costs of Buying or Selling Shares Risk.* Investors buying or selling Fund shares in the secondary market will pay brokerage commissions or other charges imposed by brokers as determined by the applicable broker. Brokerage commissions are often a fixed amount and may be a significant proportional cost for investors seeking to buy or sell relatively small amounts of shares.

*Fluctuation of NAV Risk.* The NAV of Fund shares will generally fluctuate with changes in the market value of the Fund's securities holdings. The market prices of shares will generally fluctuate in accordance with changes in the Fund's NAV and supply and demand of shares on the Exchange. It cannot be predicted whether Fund shares will trade below, at or above their NAV. During periods of unusual volatility or market disruptions, market prices of Fund shares may deviate significantly from the market value of the Fund's securities holdings or the NAV of Fund shares. As a result, investors in the Fund may pay significantly more or receive significantly less for Fund shares than the value of the Fund's underlying securities or the NAV of Fund shares.

*Limitations of Indicative Optimized Portfolio Value ("IOPV") Risk:* The Exchange (or market data vendors or other information providers) will disseminate, every fifteen seconds during the regular trading day, an intraday value of each Fund's shares, also known as the IOPV. The IOPV calculations are estimates of the value of the Fund's NAV per share and are based on the Fund's portfolio holdings and cash, less accrued expenses, divided by the number of shares of the Fund outstanding as of the time of the prior day's NAV calculation. Premiums and discounts between the IOPV and the market price of the Fund's shares may occur. The IOPV does not necessarily reflect the precise composition of the current portfolio of securities held by the Fund at a particular point in time or the best possible valuation of the current portfolio. Therefore, it should not be viewed as a "real-time" update of the NAV per share of the Fund, which is calculated only once a day. The quotations of certain Fund holdings may not be updated during U.S. trading hours if such holdings do not trade in the United States. Additionally, the calculation of the NAV may reflect the fair values of certain Fund holdings, which may result in different prices than those used in the calculations of the IOPV. This may result in market prices for Fund shares deviating from the value of the Fund's underlying securities. Neither the Fund nor the Adviser, nor any of their affiliates are involved in, or responsible for, the calculation or dissemination of the IOPV and make no warranty as to its accuracy.

*Market Trading Risk:* An investment in the Fund faces numerous market trading risks, including the potential lack of an active market for Fund shares, losses from trading in secondary markets, periods of high volatility and disruption in the creation/redemption process of the Fund. Any of these factors, among others, may lead to the Fund's shares trading at a premium or discount to NAV.

*Trading Issues Risk.* Although Fund shares are listed for trading on the NYSE Arca, Inc. (the "Exchange"), there can be no assurance that an active trading market for such shares will be maintained. Trading in Fund shares may be halted due to market conditions or for reasons that, in the view of the Exchange, make trading in shares inadvisable. There can be no assurance that the requirements of the Exchange necessary to maintain the listing of any Fund will continue to be met or will remain unchanged or that the shares will trade with any volume, or at all. Further, secondary markets may be subject to erratic trading activity, wide bid/ask spreads and extended trade settlement periods in times of market stress because market makers and Authorized Participants may step away from making a market in Fund shares and in executing creation and redemption orders, which could cause a material deviation in the Fund's market price from its NAV.

*Passive Investment Risk:* The Fund is not actively managed and therefore would not sell an equity security due to current or projected underperformance of a security, industry or sector, unless that security is removed from the Index.

*Reliance on Trading Partners Risk:* The Fund invests in some economies that are heavily dependent upon trading with key partners. Any reduction in this trading may cause an adverse impact on the economy in which the Fund invests.

*Tax Risk:* To qualify for the favorable tax treatment generally available to regulated investment companies, the Fund must satisfy certain diversification requirements under the Internal Revenue Code of 1986, as amended (the “Code”). In particular, the Fund generally may not acquire a security if, as a result of the acquisition, more than 50% of the value of the Fund’s assets would be invested in (a) issuers in which the Fund has, in each case, invested more than 5% of the Fund’s assets and (b) issuers more than 10% of whose outstanding voting securities are owned by the Fund. Given the concentration of the Index in a relatively small number of securities, it may not be possible for the Fund to fully implement a replication strategy or a representative sampling strategy while satisfying these diversification requirements. The Fund’s efforts to satisfy the diversification requirements may cause the Fund’s return to deviate from that of the Index, and the Fund’s efforts to replicate the Index may cause it inadvertently to fail to satisfy the diversification requirements. If the Fund were to fail to qualify as a regulated investment company, it would be taxed in the same manner as an ordinary corporation, and distributions to its shareholders would not be deductible by the Fund in computing its taxable income.

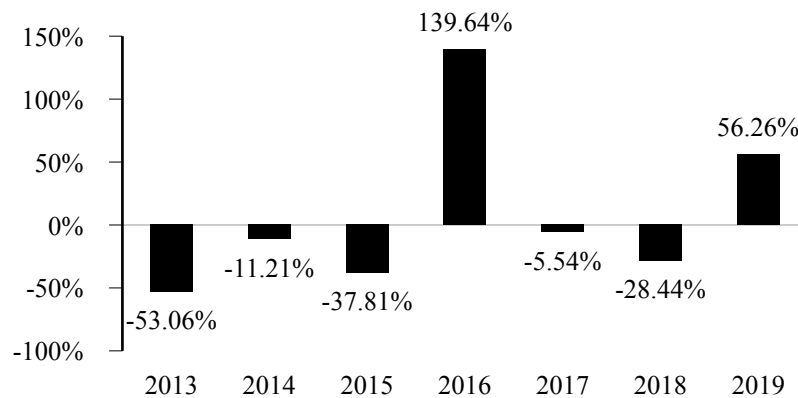
*Tracking Error Risk:* The Fund’s return may not match or achieve a high degree of correlation with the return of the Index. To the extent the Fund utilizes a sampling approach, it may experience tracking error to a greater extent than if the Fund sought to replicate the Index. In addition, in order to minimize the market impact of an Index rebalance, the Fund may begin trading to effect the rebalance in advance of the effective date of the rebalance and continue trading after the effective date of the rebalance, which may contribute to tracking error.

*Valuation Risk:* The sales price that the Fund could receive for a security may differ from the Fund’s valuation of the security and may differ from the value used by the Index, particularly for securities that trade in low volume or volatile markets or that are valued using a fair value methodology. In addition, the value of the securities in the Fund’s portfolio may change on days when shareholders will not be able to purchase or sell the Fund’s shares.

### **Performance Information**

The following information provides some indication of the risks of investing in the Fund. The bar chart shows the annual return for the Fund from year to year. The table shows how the Fund’s average annual returns for one year and since inception compare with those of the Index and a broad measure of market performance. The Fund’s past performance, before and after taxes, is not necessarily an indication of how the Fund will perform in the future. Updated performance information is available on the Fund’s website at [www.etfmg.com](http://www.etfmg.com) or by calling 1-844-383-6477.

**Calendar Year Total Return as of December 31**



During the period of time shown in the bar chart, the Fund’s highest return for a calendar quarter was 70.46% (quarter ended March 31, 2016) and the Fund’s lowest return for a calendar quarter was -42.17% (quarter ended June 30, 2013).

<b>Average Annual Total Returns</b> (for the periods ended December 31, 2019)	<b>1 Year</b>	<b>5 Years</b>	<b>Since Inception 11/28/2012</b>
<b>ETFMG Prime Junior Silver Miners ETF</b>			
Return Before Taxes	56.26%	9.50%	-5.78%
Return After Taxes on Distributions	55.40%	8.99%	-6.10%
Return After Taxes on Distributions and Sale of Fund Shares	33.37%	7.25%	-4.35%
<b>ISE Junior Silver (Small Cap Miners/Explorers) Index / Prime Junior Silver Miners &amp; Explorers Index<sup>1</sup></b> (reflects no deduction for fees, expenses or taxes)			
	56.70%	11.10%	-4.71%
<b>S&amp;P 500 Index</b> (reflects no deduction for fees, expenses or taxes)			
	31.49%	11.70%	14.75%

<sup>1</sup> The table reflects performance of the ISE Junior Silver (Small Cap Miners/Explorers)<sup>TM</sup> Index through August 1, 2017 and the Prime Junior Silver Miners & Explorers Index thereafter.

After-tax returns are calculated using the highest historical individual federal marginal income tax rates and do not reflect the impact of state and local taxes. Actual after-tax returns depend on your tax situation and may differ from those shown and are not relevant if you hold your shares through tax-deferred arrangements, such as 401(k) plans or individual retirement accounts. In some cases, the return after taxes may exceed the return before taxes due to an assumed tax benefit from any losses on a sale of Fund shares at the end of the measurement period.

#### **Investment Adviser**

ETF Managers Group LLC, (the “Adviser”) serves as the investment adviser to the Fund.

#### **Portfolio Managers**

Samuel R. Masucci, III, Chief Executive Officer of the Adviser, has been the Fund’s portfolio manager since January 2018. Frank Vallario, Chief Investment Officer of the Adviser, and Donal Bishnoi, Portfolio Manager of the Adviser, have been the Fund’s portfolio manager since September 2019. Devin Ryder, Portfolio Manager of the Adviser, has been the Fund’s portfolio manager since May 2018.

For important information about the purchase and sale of Fund shares, tax information, and financial intermediary compensation, please turn to “Summary Information about Purchases, Sales, Taxes, and Financial Intermediary Compensation” on page 30 of the Prospectus.

## ETFMG DRONE ECONOMY STRATEGY ETF— FUND SUMMARY

### Investment Objective

The ETFMG Drone Economy Strategy ETF (the “Fund” or the “Drone Economy ETF”) seeks to provide investment results that, before fees and expenses, correspond generally to the price and yield performance of the Reality Shares Drone™ Index (the “Index”).

### Fees and Expenses

This table describes the fees and expenses that you may pay if you buy and hold shares of the Fund. The fees are expressed as a percentage of the Fund’s average daily net assets. This table and the Example below do not include the brokerage commissions that investors may pay on their purchases and sales of Fund shares.

#### Annual Fund Operating Expenses (expenses that you pay each year as a percentage of the value of your investment)

Management Fee	0.75%
Distribution and Service (12b-1) Fees	None
Total Annual Fund Operating Expenses	0.75%

### Example

This Example is intended to help you compare the cost of investing in the Fund with the cost of investing in other funds. The Example assumes that you invest \$10,000 in the Fund for the time periods indicated and then sell all of your shares at the end of those periods. The Example also assumes that your investment has a 5% return each year and that the Fund’s operating expenses remain the same. This Example does not include the brokerage commissions that investors may pay on their purchases and sales of Fund shares. Although your actual costs may be higher or lower, based on these assumptions your cost would be:

<b>1 Year</b>	<b>3 Years</b>	<b>5 Years</b>	<b>10 Years</b>
\$77	\$240	\$417	\$930

### Portfolio Turnover

The Fund pays transaction costs, such as commissions, when it buys and sells securities (or “turns over” its portfolio). A higher portfolio turnover rate may indicate higher transaction costs and may result in higher taxes when the Fund shares are held in a taxable account. These costs, which are not reflected in annual fund operating expenses or in the example, affect the Fund’s performance. For the fiscal year ended September 30, 2019 the Fund’s portfolio turnover rate was 38% of the average value of its portfolio.

### Principal Investment Strategies

The Fund uses a “passive” or indexing approach to try to achieve its investment objective. Unlike many investment companies, the Fund does not try to “beat” the Index and does not seek temporary defensive positions when markets decline or appear overvalued.

The Fund uses a replication strategy. A replication strategy is an indexing strategy that involves investing in the securities of the Index in approximately the same proportions as in the Index. However, the Fund may utilize a representative sampling strategy with respect to the Index when a replication strategy might be detrimental to shareholders, such as when there are practical difficulties or substantial costs involved in compiling a portfolio of equity securities to follow the Index, in instances in which a security in the Index becomes temporarily illiquid, unavailable or less liquid, or as a result of legal restrictions or limitations (such as tax diversification requirements) that apply to the Fund but not the Index.

The Index tracks the performance of the equity securities (or corresponding American Depositary Receipts (“ADRs”) or Global Depositary Receipts (“GDRs”) of companies across the globe (including in emerging markets) and across a wide variety of industries that are actively involved in the development, research, or utilization of drones (the “Drone Economy” and such companies, “Drone Economy Companies”). The Drone Economy requires a variety of specialized skills, technologies, and resources, and consequently, Drone Economy Companies may include companies from industry groups as diverse as aerospace/defense, auto parts and equipment, commercial services, computers, electronics, machinery, manufacturing, semiconductors, and telecommunications.

The initial universe of Drone Economy Companies is determined based on proprietary research and analysis conducted by the Research and Advisory Committee of Reality Shares, Inc., the Fund’s Index Provider (the “Drone Index Provider”). The Drone Index Provider uses a variety of independent, third-party resources for such analysis, including industry databases, regulatory agency public records, academic institution reports, and financial services applications and data sets to determine whether a company is actively involved in the Drone Economy (“Drone Economy Drivers”) and to acquire the information used to weight the Index constituents.

The Drone Index Provider then uses an independent, third-party database to identify companies in the Drone Economy Drivers' supply chains that derive more than 10% of their revenue from providing support services and supplies to Drone Economy Drivers ("Drone Economy Suppliers").

The Index is comprised of both Drone Economy Drivers and Drone Economy Suppliers, each of which must have its equity securities listed on a securities exchange and have a minimum market capitalization of \$100 million.

As of each rebalance date, the Index constituents are weighted based on a multi-factor composite "Drone Score" compiled and computed by the Drone Index Provider. The Drone Score is calculated based on (i) the estimated dollar amount of a company's revenue from the Drone Economy, (ii) the estimated percentage of a company's revenue derived from the Drone Economy, (iii) whether a company is a Drone Economy Driver or Drone Economy Supplier, and (iv) the expected growth of a company's contributions to the overall revenue, research and development, and supplies/services of the Drone Economy. The greater the company's revenue from the Drone Economy (in dollars or as a percentage of total revenue) and the higher the expected growth rate of the company's contribution to the Drone Economy, the greater the company's weighting in the Index. Drone Economy Drivers will compose between 50% and 95% of the Index weight and Drone Economy Suppliers will compose between 5% and 50% of the Index weight as of each rebalance date.

The Index weightings are modified such that each constituent weighting is capped at 25% of the Index and the cumulative weight of the five most heavily-weighted constituents may not in the aggregate account for more than 60% of the weight of the Index. In addition, the weight of any individual company in the Index is limited such that the market value of the company's equity securities in the Index (assuming the Index's overall value is \$1 billion) does not exceed 5% of the value of the company's outstanding equity securities.

At the time of each rebalance, the Index will consist of a minimum of 20 component stocks. There is no maximum number of component stocks that may be included in the Index.

The Index has a quarterly review in March, June, September, and December of each year at which times the Index is reconstituted and rebalanced. Component changes are made after the market close on the third Friday of March, June, September, and December and become effective at the market opening on the next trading day.

The Index is developed and owned by the Drone Index Provider, and the Index is calculated and maintained by an independent third-party calculation agent. The Drone Index Provider is independent of the Index's calculation agent, the Fund, and the Fund's investment adviser.

As of January 14, 2020, the Index had 62 constituents, 28 of which were foreign companies, and the three largest stocks and their weightings in the Index were Aeroenvironment Inc 4.74%, Autonomous Control Systems Laboratory Ltd. 3.00%, and Boeing Co 2.81%.

The Fund invests at least 80% of its total assets, exclusive of collateral held from securities lending, in securities, ADRs, or GDRs of Drone Economy Companies. The Fund may invest up to 20% of its total assets in securities that are not in the Fund's Index to the extent that the Fund's adviser believes such investments should help the Fund's overall portfolio track the Index.

The Fund may lend its portfolio securities to brokers, dealers, and other financial organizations. These loans, if and when made, may not exceed 33 1/3% of the total asset value of the Fund (including the loan collateral). By lending its securities, the Fund may increase its income by receiving payments from the borrower.

**Correlation:** Correlation is the extent to which the values of different types of investments move in tandem with one another in response to changing economic and market conditions. An index is a theoretical financial calculation, while the Fund is an actual investment portfolio. The performance of the Fund and the Index may vary somewhat due to transaction costs, asset valuations, foreign currency valuations, market impact, corporate actions (such as mergers and spin-offs), legal restrictions or limitations, illiquid or unavailable securities, and timing variances.

The Fund's investment adviser expects that, over time, the correlation between the Fund's performance and that of the Index, before fees and expenses, will exceed 95%. A correlation percentage of 100% would indicate perfect correlation. If the Fund uses a replication strategy, it can be expected to have greater correlation to the Index than if it uses a representative sampling strategy.

**Industry Concentration Policy:** The Fund will concentrate its investments (*i.e.*, hold 25% or more of its net assets) in a particular industry or group of related industries to approximately the same extent that the Index is concentrated. As of January 14, 2020, the Index was concentrated in companies in the aerospace and defense industry group.

## **Principal Risks**

As with all funds, a shareholder is subject to the risk that his or her investment could lose money. The principal risks affecting shareholders' investments in the Fund are set forth below. An investment in the Fund is not a bank deposit and is not insured or guaranteed by the Federal Deposit Insurance Corporation or any government agency.

*Non-Diversification Risk:* Because the Fund is "non-diversified," it may invest a greater percentage of its assets in the securities of a single issuer or a small number of issuers than if it was a diversified fund. As a result, a decline in the value of an investment in a single issuer or a small number of issuers could cause the Fund's overall value to decline to a greater degree than if the Fund held a more diversified portfolio. This may increase the Fund's volatility and have a greater impact on the Fund's performance.

*Non-Drone Economy Business Risk:* Some of the companies in the Index are engaged in other lines of business unrelated to Drone Economy, and these lines of business could adversely affect their operating results. The operating results of these companies may fluctuate as a result of these additional risks and events in the other lines of business. In addition, a company's ability to engage in new activities may expose it to business risks with which it has less experience than it has with the business risks associated with its traditional businesses. Despite a company's possible success in Drone Economy activities, there can be no assurance that the other lines of business in which these companies are engaged will not have an adverse effect on a company's business or financial condition.

*European Investment Risk:* To the extent the Fund invests in European securities, it will be subject to risks related to investing in Europe. The economies and markets of European countries are often closely connected and interdependent, and events in one country in Europe can have an adverse impact on other European countries. The Fund makes investments in securities of issuers that are domiciled in, or have significant operations in, member countries of the European Union (the "EU") that are subject to economic and monetary controls that can adversely affect the Fund's investments. The European financial markets have experienced volatility and adverse trends in recent years and these events have adversely affected the exchange rate of the euro and may continue to significantly affect other European countries. Decreasing imports or exports, changes in governmental or EU regulations on trade, changes in the exchange rate of the euro, the default or threat of default by an EU member country on its sovereign debt, and/or an economic recession in an EU member country may have a significant adverse effect on the economies of EU member countries and their trading partners, including some or all of the European countries in which the Fund invests.

In a referendum held in June 2016 (known as "Brexit"), the United Kingdom ("UK") voted to leave the EU. As a result of the political divisions within the UK and between the UK and the EU that the referendum vote has highlighted and the uncertain consequences of a Brexit, the UK and European economies and the broader global economy could be significantly impacted, which may result in increased volatility and illiquidity, and potentially lower economic growth on markets in the UK, Europe and globally that could potentially have an adverse effect on the value of the Fund's investments.

*Japan Investment Risk:* To the extent the Fund invests in Japanese securities, it will be subject to risks related to investing in Japan. The Japanese economy may be subject to considerable degrees of economic, political, and social instability, which could have a negative impact on Japanese securities. Since the year 2000, Japan's economic growth rate has remained relatively low, and it may remain low in the future. In addition, Japan is subject to the risk of natural disasters, such as earthquakes, volcanoes, typhoons and tsunamis. Additionally, decreasing U.S. imports, new trade regulations, changes in the U.S. dollar exchange rates, a recession in the United States or continued increases in foreclosure rates may have an adverse impact on the economy of Japan. Japan also has few natural resources, and any fluctuation or shortage in the commodity markets could have a negative impact on Japanese securities.

*Geographic Concentration Risk:* Funds that are less diversified across countries or geographic regions are generally riskier than more geographically diversified funds, and risks associated with such countries or geographic regions may negatively affect the Fund.

*Foreign Investments Risk:* Returns on investments in foreign companies could be more volatile than, or trail the returns on, investments in U.S. companies.

*Currency Risk:* Indirect and direct exposure to foreign currencies subjects the Fund to the risk that currencies will decline in value relative to the U.S. dollar. Currency rates in foreign countries may fluctuate significantly over short periods of time for a number of reasons, including changes in interest rates and the imposition of currency controls or other political developments in the U.S. or abroad.

*Depository Receipts Risk.* The Fund may invest in depository receipts. Investment in ADRs and GDRs may be more or less liquid than the underlying shares in their primary trading market, and GDRs, many of which are issued by companies in emerging markets, may be more volatile and less liquid than depository receipts issued by companies in more developed markets.

*Emerging Markets Securities Risk:* The Fund may invest in companies organized in emerging market nations. Investments in securities and instruments traded in developing or emerging markets, or that provide exposure to such securities or markets, can involve additional risks relating to political, economic, or regulatory conditions not associated with investments in U.S. securities and instruments or investments in more developed international markets. Such conditions may impact the ability



of the Fund to buy, sell or otherwise transfer securities, adversely affect the trading market and price for Fund shares and cause the Fund to decline in value.

*Foreign Market and Trading Risk.* The trading markets for many foreign securities are not as active as U.S. markets and may have less governmental regulation and oversight. Foreign markets also may have clearance and settlement procedures that make it difficult for the Fund to buy and sell securities. These factors could result in a loss to the Fund by causing the Fund to be unable to dispose of an investment or to miss an attractive investment opportunity, or by causing Fund assets to be uninvested for some period of time.

*Foreign Securities Risk:* The Fund invests a significant portion of its assets directly in securities of issuers based outside of the U.S., or in depositary receipts that represent such securities. Investments in securities of non-U.S. issuers involve certain risks that may not be present with investments in securities of U.S. issuers, such as risk of loss due to foreign currency fluctuations or to political or economic instability, as well as varying regulatory requirements applicable to investments in non-U.S. issuers. There may be less information publicly available about a non-U.S. issuer than a U.S. issuer. Non-U.S. issuers may also be subject to different regulatory, accounting, auditing, financial reporting and investor protection standards than U.S. issuers.

*Political and Economic Risk.* The Fund is subject to foreign political and economic risk not associated with U.S. investments, meaning that political events, social and economic events and natural disasters occurring in a country where the Fund invests could cause the Fund's investments in that country to experience gains or losses. The Fund also could be unable to enforce its ownership rights or pursue legal remedies in countries where it invests.

*Smaller Companies Risk:* The Fund's Index may be composed primarily of, or have significant exposure to, securities of smaller companies. Smaller companies may be more vulnerable to adverse business or economic events than larger, more established companies, and may underperform other segments of the market or the equity market as a whole. The securities of smaller companies also tend to be bought and sold less frequently and at significantly lower trading volumes than the securities of larger companies. As a result, it may be more difficult for the Fund to buy or sell a significant amount of the securities of a smaller company without an adverse impact on the price of the company's securities, or the Fund may have to sell such securities in smaller quantities over a longer period of time, which may increase the Fund's tracking error.

The remaining principal risks are presented in alphabetical order. Each risk summarized below is considered a "principal risk" of investing in the Fund, regardless of the order in which it appears.

*Drone Economy Companies Risk:* Drone Economy Companies face intense competition, both domestically and internationally, may have limited product lines, markets, financial resources, customers, or personnel, may have products that face rapid obsolescence, and are heavily dependent on the protection of patent and intellectual property rights. Drone Economy Companies may be dependent on the U.S. government and its agencies for a significant portion of their sales, and their success and growth may be dependent on their ability to win future government contracts. Consequently, such companies may be negatively affected by budgetary constraints, spending reductions, congressional appropriations, and administrative allocations of funds that affect the U.S. government and its agencies. Drone Economy Companies are also subject to increasing regulatory constraints that may limit the sale or use of a company's products, including the need to obtain regulatory approvals from government agencies (e.g., Federal Aviation Administration). Drone Economy products are likely to be extremely complex, which could increase the likelihood of unknown defects or errors. Such factors may adversely affect the profitability and value of Drone Economy companies.

*Equity Market Risk:* The equity securities held in the Fund's portfolio may experience sudden, unpredictable drops in value or long periods of decline in value. This may occur because of factors that affect securities markets generally or factors affecting specific issuers, industries, or sectors in which the Fund invests such as political, market and economic developments, as well as events that impact specific issuers.

#### *ETF Risks:*

*Absence of an Active Market Risk:* Although the Fund's shares are approved for listing on the Exchange, there can be no assurance that an active trading market will develop and be maintained for Fund shares. There can be no assurance that the Fund will grow to or maintain an economically viable size, in which case the Fund may experience greater tracking error to its Index than it otherwise would at higher asset levels or the Fund may ultimately liquidate.

*Authorized Participants, Market Makers and Liquidity Providers Concentration Risk:* The Fund has a limited number of financial institutions that may act as Authorized Participants ("APs"), none of which are obligated to engage in creation and/or redemption transactions. In addition, there may be a limited number of market makers and/or liquidity providers in the marketplace. To the extent either of the following events occur, there may be a significantly diminished trading market for Fund shares and shares may trade at a material discount to NAV and possibly face delisting: (i) APs exit the business or otherwise become unable to process creation and/or redemption orders and no other APs step forward to perform these services, or (ii) market makers and/or liquidity providers exit the business or significantly reduce their business activities

and no other entities step forward to perform their functions. The risks associated with limited APs may be heightened in scenarios where APs have limited or diminished access to the capital required to post collateral.

*Costs of Buying or Selling Shares Risk.* Investors buying or selling Fund shares in the secondary market will pay brokerage commissions or other charges imposed by brokers as determined by the applicable broker. Brokerage commissions are often a fixed amount and may be a significant proportional cost for investors seeking to buy or sell relatively small amounts of shares.

*Fluctuation of NAV Risk.* The NAV of Fund shares will generally fluctuate with changes in the market value of the Fund's securities holdings. The market prices of shares will generally fluctuate in accordance with changes in the Fund's NAV and supply and demand of shares on the Exchange. It cannot be predicted whether Fund shares will trade below, at or above their NAV. During periods of unusual volatility or market disruptions, market prices of Fund shares may deviate significantly from the market value of the Fund's securities holdings or the NAV of Fund shares. As a result, investors in the Fund may pay significantly more or receive significantly less for Fund shares than the value of the Fund's underlying securities or the NAV of Fund shares.

*Limitations of Indicative Optimized Portfolio Value ("IOPV") Risk.* The Exchange (or market data vendors or other information providers) will disseminate, every fifteen seconds during the regular trading day, an intraday value of each Fund's shares, also known as the IOPV. The IOPV calculations are estimates of the value of the Fund's NAV per share and are based on the Fund's portfolio holdings and cash, less accrued expenses, divided by the number of shares of the Fund outstanding as of the time of the prior day's NAV calculation. Premiums and discounts between the IOPV and the market price of the Fund's shares may occur. The IOPV does not necessarily reflect the precise composition of the current portfolio of securities held by the Fund at a particular point in time or the best possible valuation of the current portfolio. Therefore, it should not be viewed as a "real-time" update of the NAV per share of the Fund, which is calculated only once a day. The quotations of certain Fund holdings may not be updated during U.S. trading hours if such holdings do not trade in the United States. Additionally, the calculation of the NAV may reflect the fair values of certain Fund holdings, which may result in different prices than those used in the calculations of the IOPV. This may result in market prices for Fund shares deviating from the value of the Fund's underlying securities. Neither the Fund nor the Adviser, nor any of their affiliates are involved in, or responsible for, the calculation or dissemination of the IOPV and make no warranty as to its accuracy.

*Market Trading Risk:* An investment in the Fund faces numerous market trading risks, including the potential lack of an active market for Fund shares, losses from trading in secondary markets, periods of high volatility and disruption in the creation/redemption process of the Fund. Any of these factors, among others, may lead to the Fund's shares trading at a premium or discount to NAV.

*Trading Issues Risk.* Although Fund shares are listed for trading on the NYSE Arca, Inc. (the "Exchange"), there can be no assurance that an active trading market for such shares will be maintained. Trading in Fund shares may be halted due to market conditions or for reasons that, in the view of the Exchange, make trading in shares inadvisable. There can be no assurance that the requirements of the Exchange necessary to maintain the listing of any Fund will continue to be met or will remain unchanged or that the shares will trade with any volume, or at all. Further, secondary markets may be subject to erratic trading activity, wide bid/ask spreads and extended trade settlement periods in times of market stress because market makers and Authorized Participants may step away from making a market in Fund shares and in executing creation and redemption orders, which could cause a material deviation in the Fund's market price from its NAV.

*Passive Investment Risk:* The Fund is not actively managed and therefore would not sell an equity security due to current or projected underperformance of a security, industry or sector, unless that security is removed from the Index.

*Reliance on Trading Partners Risk:* The Fund invests in some economies that are heavily dependent upon trading with key partners. Any reduction in this trading may cause an adverse impact on the economy in which the Fund invests.

*Securities Lending Risk:* The Fund may engage in securities lending. The Fund may lose money if the borrower of the loaned securities delays returning in a timely manner or fails to return the loaned securities. Securities lending involves the risk that the Fund could lose money in the event of a decline in the value of collateral provided for loaned securities. In addition, the Fund bears the risk of loss in connection with its investment of the cash collateral it receives from a borrower. To the extent that the value or return of the Fund's investment of the cash collateral declines below the amount owed to the borrower, the Fund may incur losses that exceed the amount it earned on lending the security.

*Tax Risk:* To qualify for the favorable tax treatment generally available to regulated investment companies, the Fund must satisfy certain diversification requirements under the Internal Revenue Code of 1986, as amended (the "Code"). In particular, the Fund generally may not acquire a security if, as a result of the acquisition, more than 50% of the value of the Fund's assets would be invested in (a) issuers in which the Fund has, in each case, invested more than 5% of the Fund's assets and (b) issuers more than 10% of whose outstanding voting securities are owned by the Fund. When the Index is concentrated in a relatively small number of securities, it may not be possible for the Fund to fully implement a replication strategy or a representative sampling strategy while satisfying these

diversification requirements. The Fund’s efforts to satisfy the diversification requirements may cause the Fund’s return to deviate from that of the Index, and the Fund’s efforts to replicate the Index may cause it inadvertently to fail to satisfy the diversification requirements. If the Fund were to fail to qualify as a regulated investment company, it would be taxed in the same manner as an ordinary corporation, and distributions to its shareholders would not be deductible by the Fund in computing its taxable income.

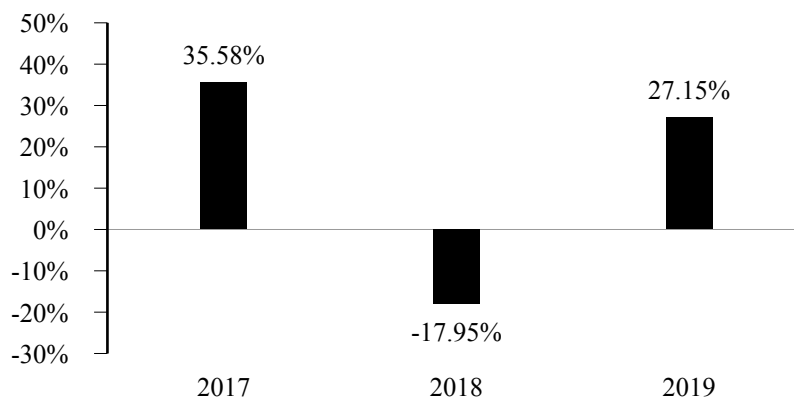
*Tracking Error Risk:* The Fund’s return may not match or achieve a high degree of correlation with the return of the Index. To the extent the Fund utilizes a sampling approach, it may experience tracking error to a greater extent than if the Fund sought to replicate the Index. In addition, in order to minimize the market impact of an Index rebalance, the Fund may begin trading to effect the rebalance in advance of the effective date of the rebalance and continue trading after the effective date of the rebalance, which may contribute to tracking error.

*Valuation Risk:* The sales price that the Fund could receive for a security may differ from the Fund’s valuation of the security and may differ from the value used by the Index, particularly for securities that trade in low volume or volatile markets or that are valued using a fair value methodology. In addition, the value of the securities in the Fund’s portfolio may change on days when shareholders will not be able to purchase or sell the Fund’s shares.

**Performance Information**

The following information provides some indication of the risks of investing in the Fund. The bar chart shows the annual return for the Fund. The table shows how the Fund’s average annual returns for one year and since inception compare with those of the Index and a broad measure of market performance. The Fund’s past performance, before and after taxes, is not necessarily an indication of how the Fund will perform in the future. Updated performance information is available on the Fund’s website at [www.etfmg.com](http://www.etfmg.com) or by calling 1-844-383-6477.

**Calendar Year Total Return as of December 31,**



During the period of time shown in the bar chart, the Fund’s highest return for a calendar quarter was 15.95% (quarter ended September 30, 2017) and the Fund’s lowest return for a calendar quarter was -24.30% (quarter ended December 31, 2018).

<b>Average Annual Total Returns</b> (for the periods ended December 31, 2019)	<b>1 Year</b>	<b>Since Inception 3/8/2016</b>
<b>ETFMG Drone Economy Strategy ETF</b>		
Return Before Taxes	27.15%	11.85%
Return After Taxes on Distributions	26.77%	11.60%
Return After Taxes on Distributions and Sale of Fund Shares	16.30%	9.29%
<b>Reality Shares Drone™ Index</b> (reflects no deduction for fees, expenses or taxes)	26.07%	11.29%
<b>S&amp;P 500 Index</b> (reflects no deduction for fees, expenses or taxes)	31.49%	16.02%

After-tax returns are calculated using the highest historical individual federal marginal income tax rates and do not reflect the impact of state and local taxes. Actual after-tax returns depend on your tax situation and may differ from those shown and are not relevant if you hold your shares through tax-deferred arrangements, such as 401(k) plans or individual retirement accounts. In some cases, the return after taxes may exceed the return before taxes due to an assumed tax benefit from any losses on a sale of Fund shares at the end of the measurement period.

**Investment Adviser**

ETF Managers Group LLC (the “Adviser”) serves as the investment adviser to the Fund.

**Portfolio Managers**

Samuel R. Masucci, III, Chief Executive Officer of the Adviser, has been the Fund’s portfolio manager since January 2018. Frank Vallario, Chief Investment Officer of the Adviser, and Donal Bishnoi, Portfolio Manager of the Adviser, have been the Fund’s portfolio manager since September 2019. Devin Ryder, Portfolio Manager of the Adviser, has been the Fund’s portfolio manager since May 2018.

For important information about the purchase and sale of Fund shares, tax information, and financial intermediary compensation, please turn to “Summary Information about Purchases, Sales, Taxes, and Financial Intermediary Compensation” on page 30 of the Prospectus.

## ETFMG VIDEO GAME TECH ETF— FUND SUMMARY

### Investment Objective

The ETFMG Video Game Tech ETF (the “Fund” or the “Video Game Tech ETF”) seeks to provide investment results that, before fees and expenses, correspond generally to the price and yield performance of the EEFund Video Game Tech Index (the “Index”).

### Fees and Expenses

This table describes the fees and expenses that you may pay if you buy and hold shares of the Fund. The fees are expressed as a percentage of the Fund’s average daily net assets. This table and the Example below do not include the brokerage commissions that investors may pay on their purchases and sales of Fund shares.

#### Annual Fund Operating Expenses (expenses that you pay each year as a percentage of the value of your investment)

Management Fee	0.75%
Distribution and Service (12b-1) Fees	None
Total Annual Fund Operating Expenses	0.75%

### Example

This Example is intended to help you compare the cost of investing in the Fund with the cost of investing in other funds. The Example assumes that you invest \$10,000 in the Fund for the time periods indicated and then sell all of your shares at the end of those periods. The Example also assumes that your investment has a 5% return each year and that the Fund’s operating expenses remain the same. This Example does not include the brokerage commissions that investors may pay on their purchases and sales of Fund shares. Although your actual costs may be higher or lower, based on these assumptions your cost would be:

<b>1 Year</b>	<b>3 Years</b>	<b>5 Years</b>	<b>10 Years</b>
\$77	\$240	\$417	\$930

### Portfolio Turnover

The Fund pays transaction costs, such as commissions, when it buys and sells securities (or “turns over” its portfolio). A higher portfolio turnover rate may indicate higher transaction costs and may result in higher taxes when the Fund shares are held in a taxable account. These costs, which are not reflected in annual fund operating expenses or in the example, affect the Fund’s performance. For the fiscal year ended September 30, 2019 the Fund’s portfolio turnover rate was 38% of the average value of its portfolio.

### Principal Investment Strategies

The Fund uses a “passive” or indexing approach to try to achieve its investment objective. Unlike many investment companies, the Fund does not try to “beat” the Index and does not seek temporary defensive positions when markets decline or appear overvalued.

The Fund uses a replication strategy. A replication strategy is an indexing strategy that involves investing in the securities of the Index in approximately the same proportions as in the Index. However, the Fund may utilize a representative sampling strategy with respect to the Index when a replication strategy might be detrimental to shareholders, such as when there are practical difficulties or substantial costs involved in compiling a portfolio of equity securities to follow the Index, in instances in which a security in the Index becomes temporarily illiquid, unavailable or less liquid, or as a result of legal restrictions or limitations (such as tax diversification requirements) that apply to the Fund but not the Index.

The Index tracks the performance of the common stock (or corresponding American Depositary Receipts (“ADRs”) or Global Depositary Receipts (“GDRs”)) of exchange-listed companies across the globe (including in emerging markets) that are actively engaged in a business activity supporting or utilizing the video gaming industry (“Video Gaming Companies”), specifically:

- (i) Companies that are software developers or hardware providers for the entertainment, educational software, or virtual reality/simulation segments of the video gaming industry or whose business model relies solely on delivering goods and services to these segments (collectively, “pure-play” companies).
- (ii) Companies that are not pure-play companies but provide intellectual property in support of the video game, educational software, or virtual reality/simulation segments (“non-pure-play” companies).
- (iii) Large broad-based companies whose business model supports the video game, educational software, or virtual reality/simulation segments (“gaming conglomerate” companies).

The initial universe of Video Gaming Companies is determined based on proprietary research and analysis conducted by EE Funds LLC (the “Video Gaming Index Provider”). The Video Gaming Index Provider uses a variety of publicly available resources for such analysis, including financial statements and other reports published by issuers to determine whether a company is actively engaged as a Video Gaming Company and its status as a pure-play, non-pure-play, or gaming conglomerate company (each, a “sector”).

Video Gaming Companies are then screened for investibility (e.g., must not be listed on an exchange in a country which employs certain restrictions on foreign capital investment), a minimum market capitalization of \$100 million, and an operating company structure (as opposed to a pass-through security).

As of each rebalance date, the pure-play and non-pure-play sectors make up 90% of the Index weight with each of the pure-play and non-pure-play sectors being weighted based on the aggregate market capitalization of the companies in their respective sectors relative to the aggregate market capitalization of all of the Index constituents (i.e., all Video Gaming Companies). The gaming conglomerate sector makes up 10% of the Index weight. The Index constituents are equally weighted within each sector. The resulting weight distribution prevents the large gaming conglomerate companies from dominating the Index, while allowing smaller pure-play and non-pure-play companies to adequately influence Index performance. Individual constituent weightings may be adjusted to account for constituent securities with limited liquidity and/or small market capitalizations.

The Index has a quarterly review in March, June, September, and December of each year at which times the Index is reconstituted and rebalanced by the Index Provider. The composition of the Index and the constituent weights are determined on the second Friday of each March, June, September, and December (or the next business day if the second Friday is not a business day) (the “Selection Day”). Component changes are made after the market close on the third Friday of March, June, September, and December (or the next business day if the third Friday is not a business day) and become effective at the market opening on the next trading day.

The Index is owned by EE Funds LLC. The Index is calculated and maintained by an independent third-party calculation agent. The Video Gaming Index Provider is independent of the Index’s calculation agent, the Fund, and the Fund’s investment adviser.

As of January 15, 2020, the Index had 86 constituents, 69 of which were foreign companies, and the three largest stocks and their weightings in the Index were Bilibili Inc. 3.07%, CD Projekt Red 2.76%, and NCSoft Corp 2.75%.

The Fund invests at least 80% of its total assets, exclusive of collateral held from securities lending, in securities, ADRs, or GDRs of Video Gaming Companies. The Fund may invest up to 20% of its total assets in securities that are not in the Fund’s Index to the extent that the Fund’s adviser believes such investments should help the Fund’s overall portfolio track the Index.

The Fund may lend its portfolio securities to brokers, dealers, and other financial organizations. These loans, if and when made, may not exceed 33 1/3% of the total asset value of the Fund (including the loan collateral). By lending its securities, the Fund may increase its income by receiving payments from the borrower.

**Correlation:** Correlation is the extent to which the values of different types of investments move in tandem with one another in response to changing economic and market conditions. An index is a theoretical financial calculation, while the Fund is an actual investment portfolio. The performance of the Fund and the Index may vary somewhat due to transaction costs, asset valuations, foreign currency valuations, market impact, corporate actions (such as mergers and spin-offs), legal restrictions or limitations, illiquid or unavailable securities, and timing variances.

The Fund’s investment adviser expects that, over time, the correlation between the Fund’s performance and that of the Index, before fees and expenses, will exceed 95%. A correlation percentage of 100% would indicate perfect correlation. If the Fund uses a replication strategy, it can be expected to have greater correlation to the Index than if it uses a representative sampling strategy.

**Industry Concentration Policy:** The Fund will concentrate its investments (i.e., hold 25% or more of its net assets) in a particular industry or group of related industries to approximately the same extent that the Index is concentrated. As of January 15, 2020, the Index was concentrated in companies in the software industry group.

### **Principal Risks**

As with all funds, a shareholder is subject to the risk that his or her investment could lose money. The principal risks affecting shareholders’ investments in the Fund are set forth below. An investment in the Fund is not a bank deposit and is not insured or guaranteed by the Federal Deposit Insurance Corporation or any government agency.

*Emerging Markets Securities Risk:* The Fund may invest in companies organized in emerging market nations. Investments in securities and instruments traded in developing or emerging markets, or that provide exposure to such securities or markets, can involve additional risks relating to political, economic, or regulatory conditions not associated with investments in U.S. securities and instruments or investments in more developed international markets. Such conditions may impact the ability of the Fund to buy, sell or otherwise transfer securities, adversely affect the trading market and price for Fund shares and cause the Fund to decline in value.

*Video Gaming Companies Risk:* Video Gaming Companies face intense competition, both domestically and internationally, may have limited product lines, markets, financial resources, or personnel, may have products that face rapid obsolescence, and are heavily dependent on the protection of patent and intellectual property rights. Such factors may adversely affect the profitability and value of Video Gaming Companies.

*Geographic Concentration Risk:* Funds that are less diversified across countries or geographic regions are generally riskier than more geographically diversified funds, and risks associated with such countries or geographic regions may negatively affect the Fund.

*Foreign Investments Risk:* Returns on investments in foreign companies could be more volatile than, or trail the returns on, investments in U.S. companies.

*Currency Risk:* Indirect and direct exposure to foreign currencies subjects the Fund to the risk that currencies will decline in value relative to the U.S. dollar. Currency rates in foreign countries may fluctuate significantly over short periods of time for a number of reasons, including changes in interest rates and the imposition of currency controls or other political developments in the U.S. or abroad.

*Depository Receipts Risk:* The Fund may invest in depository receipts. Investment in ADRs and GDRs may be more or less liquid than the underlying shares in their primary trading market, and GDRs, many of which are issued by companies in emerging markets, may be more volatile and less liquid than depository receipts issued by companies in more developed markets.

*Foreign Market and Trading Risk:* The trading markets for many foreign securities are not as active as U.S. markets and may have less governmental regulation and oversight. Foreign markets also may have clearance and settlement procedures that make it difficult for the Fund to buy and sell securities. These factors could result in a loss to the Fund by causing the Fund to be unable to dispose of an investment or to miss an attractive investment opportunity, or by causing Fund assets to be uninvested for some period of time.

*Foreign Securities Risk:* The Fund invests a significant portion of its assets directly in securities of issuers based outside of the U.S., or in depository receipts that represent such securities. Investments in securities of non-U.S. issuers involve certain risks that may not be present with investments in securities of U.S. issuers, such as risk of loss due to foreign currency fluctuations or to political or economic instability, as well as varying regulatory requirements applicable to investments in non-U.S. issuers. There may be less information publicly available about a non-U.S. issuer than a U.S. issuer. Non-U.S. issuers may also be subject to different regulatory, accounting, auditing, financial reporting and investor protection standards than U.S. issuers.

*Political and Economic Risk:* The Fund is subject to foreign political and economic risk not associated with U.S. investments, meaning that political events, social and economic events and natural disasters occurring in a country where the Fund invests could cause the Fund's investments in that country to experience gains or losses. The Fund also could be unable to enforce its ownership rights or pursue legal remedies in countries where it invests.

*Smaller Companies Risk:* The Fund's Index may be composed primarily of, or have significant exposure to, securities of smaller companies. Smaller companies may be more vulnerable to adverse business or economic events than larger, more established companies, and may underperform other segments of the market or the equity market as a whole. The securities of smaller companies also tend to be bought and sold less frequently and at significantly lower trading volumes than the securities of larger companies. As a result, it may be more difficult for the Fund to buy or sell a significant amount of the securities of a smaller company without an adverse impact on the price of the company's securities, or the Fund may have to sell such securities in smaller quantities over a longer period of time, which may increase the Fund's tracking error.

The remaining principal risks are presented in alphabetical order. Each risk summarized below is considered a "principal risk" of investing in the Fund, regardless of the order in which it appears.

*Equity Market Risk:* The equity securities held in the Fund's portfolio may experience sudden, unpredictable drops in value or long periods of decline in value. This may occur because of factors that affect securities markets generally or factors affecting specific issuers, industries, or sectors in which the Fund invests such as political, market and economic developments, as well as events that impact specific issuers.

#### *ETF Risks:*

*Absence of an Active Market Risk:* Although the Fund's shares are approved for listing on the Exchange, there can be no assurance that an active trading market will develop and be maintained for Fund shares. There can be no assurance that the Fund will grow to or maintain an economically viable size, in which case the Fund may experience greater tracking error to its Index than it otherwise would at higher asset levels or the Fund may ultimately liquidate.

*Authorized Participants, Market Makers and Liquidity Providers Concentration Risk:* The Fund has a limited number of financial institutions that may act as Authorized Participants ("APs"), none of which are obligated to engage in creation and/or redemption transactions. In addition, there may be a limited number of market makers and/or liquidity providers in the marketplace. To the extent either of the following events occur, there may be a significantly diminished trading market for Fund shares and shares may trade at a material discount to NAV and possibly face delisting: (i) APs exit the business or otherwise become unable to process creation and/or redemption orders and no other APs step forward to perform these services, or (ii) market makers and/or liquidity providers exit the business or significantly reduce their business activities and no other entities step forward to perform their functions. The risks associated with limited APs may be heightened in scenarios where APs have limited or diminished access to the capital required to post collateral.

*Costs of Buying or Selling Shares Risk.* Investors buying or selling Fund shares in the secondary market will pay brokerage commissions or other charges imposed by brokers as determined by that broker. Brokerage commissions are often a fixed amount and may be a significant proportional cost for investors seeking to buy or sell relatively small amounts of shares.

*Fluctuation of NAV Risk.* The NAV of Fund shares will generally fluctuate with changes in the market value of the Fund's securities holdings. The market prices of shares will generally fluctuate in accordance with changes in the Fund's NAV and supply and demand of shares on the Exchange. It cannot be predicted whether Fund shares will trade below, at or above their NAV. During periods of unusual volatility or market disruptions, market prices of Fund shares may deviate significantly from the market value of the Fund's securities holdings or the NAV of Fund shares. As a result, investors in the Fund may pay significantly more or receive significantly less for Fund shares than the value of the Fund's underlying securities or the NAV of Fund shares.

*Limitations of Indicative Optimized Portfolio Value ("IOPV") Risk.* The Exchange (or market data vendors or other information providers) will disseminate, every fifteen seconds during the regular trading day, an intraday value of each Fund's shares, also known as the IOPV. The IOPV calculations are estimates of the value of the Fund's NAV per share and are based on the Fund's portfolio holdings and cash, less accrued expenses, divided by the number of shares of the Fund outstanding as of the time of the prior day's NAV calculation. Premiums and discounts between the IOPV and the market price of the Fund's shares may occur. The IOPV does not necessarily reflect the precise composition of the current portfolio of securities held by the Fund at a particular point in time or the best possible valuation of the current portfolio. Therefore, it should not be viewed as a "real-time" update of the NAV per share of the Fund, which is calculated only once a day. The quotations of certain Fund holdings may not be updated during U.S. trading hours if such holdings do not trade in the United States. Additionally, the calculation of the NAV may reflect the fair values of certain Fund holdings, which may result in different prices than those used in the calculations of the IOPV. This may result in market prices for Fund shares deviating from the value of the Fund's underlying securities. Neither the Fund nor the Adviser, nor any of their affiliates are involved in, or responsible for, the calculation or dissemination of the IOPV and make no warranty as to its accuracy.

*Market Trading Risk.* An investment in the Fund faces numerous market trading risks, including the potential lack of an active market for Fund shares, losses from trading in secondary markets, periods of high volatility and disruption in the creation/redemption process of the Fund. Any of these factors, among others, may lead to the Fund's shares trading at a premium or discount to NAV.

*Trading Issues Risk.* Although Fund shares are listed for trading on the NYSE Arca (the "Exchange"), there can be no assurance that an active trading market for such shares will be maintained. Trading in Fund shares may be halted due to market conditions or for reasons that, in the view of the Exchange, make trading in shares inadvisable. There can be no assurance that the requirements of the Exchange necessary to maintain the listing of any Fund will continue to be met or will remain unchanged or that the shares will trade with any volume, or at all. Further, secondary markets may be subject to erratic trading activity, wide bid/ask spreads and extended trade settlement periods in times of market stress because market makers and Authorized Participants may step away from making a market in Fund shares and in executing creation and redemption orders, which could cause a material deviation in the Fund's market price from its NAV.

*Non-Diversification Risk.* Because the Fund is "non-diversified," it may invest a greater percentage of its assets in the securities of a single issuer or a small number of issuers than if it was a diversified fund. As a result, a decline in the value of an investment in a single issuer or a small number of issuers could cause the Fund's overall value to decline to a greater degree than if the Fund held a more diversified portfolio. This may increase the Fund's volatility and have a greater impact on the Fund's performance.

*Passive Investment Risk.* The Fund is not actively managed and therefore would not sell an equity security due to current or projected underperformance of a security, industry or sector, unless that security is removed from the Index.

*Reliance on Trading Partners Risk.* The Fund invests in some economies that are heavily dependent upon trading with key partners. Any reduction in this trading may cause an adverse impact on the economy in which the Fund invests.

*Japan Investment Risk.* To the extent the Fund invests in Japanese securities, it will be subject to risks related to investing in Japan. The Japanese economy may be subject to considerable degrees of economic, political, and social instability, which could have a negative impact on Japanese securities. Since the year 2000, Japan's economic growth rate has remained relatively low, and it may remain low in the future. In addition, Japan is subject to the risk of natural disasters, such as earthquakes, volcanoes, typhoons and tsunamis. Additionally, decreasing U.S. imports, new trade regulations, changes in the U.S. dollar exchange rates, a recession in the United States or continued increases in foreclosure rates may have an adverse impact on the economy of Japan. Japan also has few natural resources, and any fluctuation or shortage in the commodity markets could have a negative impact on Japanese securities.

*Securities Lending Risk.* The Fund may engage in securities lending. The Fund may lose money if the borrower of the loaned securities delays returning in a timely manner or fails to return the loaned securities. Securities lending involves the risk that the Fund could lose money in the event of a decline in the value of collateral provided for loaned securities. In addition, the Fund bears the risk of loss in connection with its investment of the cash collateral it receives from a borrower. To the extent that the value or return of the Fund's



investment of the cash collateral declines below the amount owed to the borrower, the Fund may incur losses that exceed the amount it earned on lending the security.

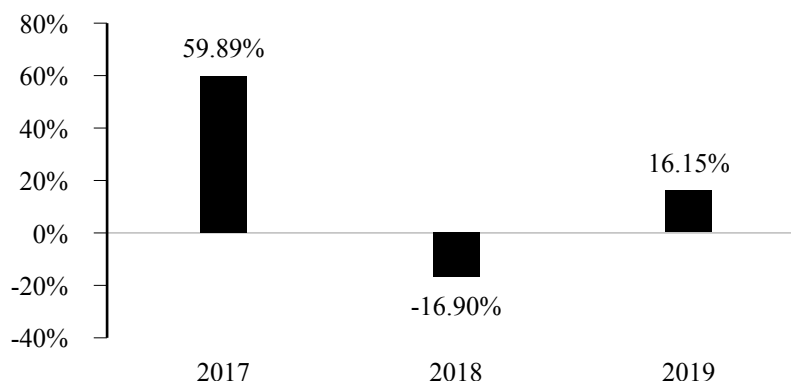
*Tracking Error Risk:* The Fund’s return may not match or achieve a high degree of correlation with the return of the Index. To the extent the Fund utilizes a sampling approach, it may experience tracking error to a greater extent than if the Fund sought to replicate the Index. In addition, in order to minimize the market impact of an Index rebalance, the Fund may begin trading to effect the rebalance in advance of the effective date of the rebalance and continue trading after the effective date of the rebalance, which may contribute to tracking error.

*Valuation Risk:* The sales price that the Fund could receive for a security may differ from the Fund’s valuation of the security and may differ from the value used by the Index, particularly for securities that trade in low volume or volatile markets or that are valued using a fair value methodology. In addition, the value of the securities in the Fund’s portfolio may change on days when shareholders will not be able to purchase or sell the Fund’s shares.

### **Performance Information**

The following information provides some indication of the risks of investing in the Fund. The bar chart shows the annual return for the Fund. The table shows how the Fund’s average annual returns for one year and since inception compare with those of the Index and a broad measure of market performance. The Fund’s past performance, before and after taxes, is not necessarily an indication of how the Fund will perform in the future. Updated performance information is available on the Fund’s website at [www.etfmg.com](http://www.etfmg.com) or by calling 1-844-383-6477.

**Calendar Year Total Return as of December 31,**



During the period of time shown in the bar chart, the Fund’s highest return for a calendar quarter was 20.78% (quarter ended June 30, 2017) and the Fund’s lowest return for a calendar quarter was -17.22% (quarter ended December 31, 2018).

<b>Average Annual Total Returns</b> (for the periods ended December 31, 2019)	<b>1 Year</b>	<b>Since Inception 3/8/2016</b>
<b>ETFMG Video Game Tech ETF</b>		
Return Before Taxes	16.15%	18.12%
Return After Taxes on Distributions	15.80%	17.70%
Return After Taxes on Distributions and Sale of Fund Shares	9.94%	14.43%
<b>EEFund Video Game Tech Index</b> (reflects no deduction for fees, expenses or taxes)	16.73%	18.15%
<b>S&amp;P 500 Index</b> (reflects no deduction for fees, expenses or taxes)	31.49%	16.02%

After-tax returns are calculated using the highest historical individual federal marginal income tax rates and do not reflect the impact of state and local taxes. Actual after-tax returns depend on your tax situation and may differ from those shown and are not relevant if you hold your shares through tax-deferred arrangements, such as 401(k) plans or individual retirement accounts. In some cases, the return after taxes may exceed the return before taxes due to an assumed tax benefit from any losses on a sale of Fund shares at the end of the measurement period.

### **Investment Adviser**

ETF Managers Group LLC (the “Adviser”) serves as the investment adviser to the Fund.

## **Portfolio Managers**

Samuel R. Masucci, III, Chief Executive Officer of the Adviser, has been the Fund's portfolio manager since January 2018. Frank Vallario, Chief Investment Officer of the Adviser, and Donal Bishnoi, Portfolio Manager of the Adviser, have been the Fund's portfolio manager since September 2019. Devin Ryder, Portfolio Manager of the Adviser, has been the Fund's portfolio manager since May 2018.

For important information about the purchase and sale of Fund shares, tax information, and financial intermediary compensation, please turn to "Summary Information about Purchases, Sales, Taxes, and Financial Intermediary Compensation" on page 30 of the Prospectus.

### **Summary Information about Purchases, Sales, Taxes, and Financial Intermediary Compensation**

#### **Purchase and Sale of Fund Shares**

Individual shares may only be purchased and sold on a national securities exchange through a broker-dealer. You can purchase and sell individual shares of the Mobile Payments ETF, Cyber Security ETF, Junior Silver ETF, Drone Economy ETF, and Video Game Tech ETF (each a "Fund" and collectively, the "Funds") throughout the trading day like any publicly traded security. Shares of each Fund are listed on the Exchange. The price of a Fund's shares is based on market price, and because exchange-traded fund ("ETF") shares trade at market prices rather than net asset value ("NAV"), shares may trade at a price greater than NAV (premium) or less than NAV (discount). The Funds issue and redeem shares on a continuous basis, at NAV, only in blocks of 50,000 shares ("Creation Units"), principally in-kind for securities included in their respective Indexes, and only Authorized Participants (as defined in the SAI) (typically, broker-dealers) may purchase or redeem Creation Units. **Except when aggregated in Creation Units, the Funds' shares are not redeemable securities.**

#### **Tax Information**

The distributions made by the Funds are taxable, and will be taxed as ordinary income, qualified dividend income, or capital gains (or a combination), unless your investment is in an Individual Retirement Account ("IRA") or other tax-advantaged account. However, subsequent withdrawals from such a tax-advantaged account may be subject to federal income tax. You should consult your tax advisor about your specific tax situation.

#### **Financial Intermediary Compensation**

If you purchase shares of the Funds through a broker-dealer or other financial intermediary (such as a bank) (an "Intermediary"), the Adviser or its affiliates may pay Intermediaries for certain activities related to the Funds, including participation in activities that are designed to make Intermediaries more knowledgeable about exchange traded products, including the Funds, or for other activities, such as marketing, educational training or other initiatives related to the sale or promotion of a Fund's shares. These payments may create a conflict of interest by influencing the Intermediary and your salesperson to recommend the Funds over another investment. Any such arrangements do not result in increased Fund expenses. Ask your salesperson or visit the Intermediary's website for more information.

#### **Additional Information about the Funds' Investment Objectives and Strategies**

Each Fund, using an "indexing" investment approach, seeks to provide investment results that, before fees and expenses, corresponds generally to the price and yield performance of its respective Index. A number of factors may affect a Fund's ability to achieve a high correlation with its Index, including the degree to which the Fund utilizes a sampling methodology. There can be no guarantee that the Funds will achieve a high degree of correlation. A Fund's investment adviser ("Adviser") may sell securities that are represented in such Fund's Index or purchase securities not yet represented in the Index, in anticipation of their removal from or addition to the Index. There may also be instances in which the Adviser may choose to overweight securities in such Fund's Index, thus causing the Fund to purchase or sell securities not in the Index, but which the Adviser believes are appropriate to substitute for certain securities in the Index. The Funds will not take defensive positions.

Each Fund will invest at least 80% of its total assets, exclusive of collateral held from securities lending, in the component securities of its respective Index and in American Depositary Receipts ("ADRs") and Global Depositary Receipts ("GDRs") based on the component securities in the Index (the "80% Policy"). Each Fund may invest up to 20% of its total assets in securities that are not in the Fund's Index to the extent that the Fund's Adviser believes that such investments should help the applicable Fund's overall portfolio track its Index. Each Fund will also concentrate its investments (*i.e.*, hold 25% or more of its net assets) in a particular industry or group of related industries to approximately the same extent that its Index is concentrated.

Each Fund, with the exception of Junior Silver, as part of its securities lending program, may invest collateral in an affiliated series of ETF Managers Trust, ETFMG Sit Ultra Short ETF. ETF Managers Group LLC serves as the investment adviser to ETFMG Sit Ultra Short ETF.

Each Fund's investment objective has been adopted as a non-fundamental investment policy and may be changed without shareholder approval upon reasonable notice to shareholders. Additionally, in accordance with rules under the Investment Company Act of 1940, as amended (the "1940 Act"), each Fund's 80% Policy has been adopted as a non-fundamental investment policy and may be changed without shareholder approval upon 60 days' written notice to shareholders.

## **Additional Risk Information**

The following section provides additional information regarding the principal risks identified under “Principal Risks” in each Fund’s summary.

*Cyber Security Companies Risk (Cyber Security ETF only):* Companies in the cyber security field, including companies in the CyberSecurity Architecture Providers and CyberSecurity Application Providers sectors, face intense competition, both domestically and internationally, which may have an adverse effect on profit margins. Cyber security companies may have limited product lines, markets, financial resources or personnel. The products of cyber security companies may face obsolescence due to rapid technological developments and frequent new product introduction, and such companies may face unpredictable changes in growth rates, competition for the services of qualified personnel and competition from foreign competitors with lower production costs. Companies in the cyber security field are heavily dependent on patent and intellectual property rights. The loss or impairment of these rights may adversely affect the profitability of these companies. Additionally, companies in the cyber security field may be the target of cyber-attacks, which, if successful, could significantly or permanently damage a company’s reputation, financial condition and ability to conduct business in the future.

*Drone Economy Companies Risk (Drone Economy ETF only):* Drone Economy Companies face intense competition, both domestically and internationally, and may have limited product lines, markets, financial resources, customers, or personnel, all of which may have an adverse effect on profit margins. The products of such companies may face obsolescence due to rapid technological developments, frequent new product introduction, competition for the services of qualified personnel, and competition from larger or foreign competitors with lower production costs. Drone Economy Companies are heavily dependent on patent and intellectual property rights, the loss or impairment of which may adversely affect the profitability and value of these companies. Drone Economy Companies may be dependent on the U.S. government and its agencies for a significant portion of their sales, and their success and growth may be dependent on their ability to win future government contracts. Consequently, such companies may be negatively affected by budgetary constraints, spending reductions, congressional appropriations, and administrative allocations of funds that affect the U.S. government and its agencies. Drone Economy Companies are also subject to increasing regulatory constraints that may limit the sale or use of a company’s products, including the need to obtain regulatory approvals from government agencies (e.g., Federal Aviation Administration). Drone Economy products are likely to be extremely complex, which could increase the likelihood of unknown defects or errors. Such factors may adversely affect the profitability and value of such companies.

*Equity Market Risk:* An investment in a Fund involves risks of investing in equity securities, such as market fluctuations caused by such factors as economic and political developments, changes in interest rates and perceived trends in securities prices. The values of equity securities could decline generally or could underperform other investments. Different types of equity securities tend to go through cycles of out-performance and under-performance in comparison to the general securities markets. In addition, securities may decline in value due to factors affecting a specific issuer, market or securities markets generally. Holders of common stocks incur more risk than holders of preferred stocks and debt obligations because common stockholders, as owners of the issuer, have generally inferior rights to receive payments from the issuer in comparison with the rights of creditors of, or holders of debt obligations or preferred stocks issued by, the issuer.

### *ETF Risks:*

*Absence of an Active Market Risk:* Although the Funds’ shares are approved for listing on the Exchange, there can be no assurance that an active trading market will develop and be maintained for Fund shares. There can be no assurance that a Fund will grow to or maintain an economically viable size, in which case such Fund may experience greater tracking error to its Index than it otherwise would at higher asset levels or the Fund may ultimately liquidate.

*Authorized Participants, Market Makers and Liquidity Providers Concentration Risk:* Each Fund has a limited number of financial institutions that may act as Authorized Participants (“APs”), none of which are obligated to engage in creation and/or redemption transactions. In addition, there may be a limited number of market makers and/or liquidity providers in the marketplace. To the extent either of the following events occur, there may be a significantly diminished trading market for Fund shares and shares may trade at a material discount to NAV and possibly face delisting: (i) APs exit the business or otherwise become unable to process creation and/or redemption orders and no other APs step forward to perform these services, or (ii) market makers and/or liquidity providers exit the business or significantly reduce their business activities and no other entities step forward to perform their functions. The risks associated with limited APs may be heightened in scenarios where APs have limited or diminished access to the capital required to post collateral.

*Costs of Buying or Selling Shares Risk.* Investors buying or selling a Fund’s shares in the secondary market will pay brokerage commissions or other charges imposed by brokers as determined by the applicable broker. Brokerage commissions are often a fixed amount and may be a significant proportional cost for investors seeking to buy or sell relatively small amounts of shares. In addition, secondary market investors will also incur the cost of the difference between the price that an investor is willing to pay for shares (the “bid” price) and the price at which an investor is willing to sell shares (the “ask” price). This difference in bid and ask prices is often referred to as the “spread” or “bid/ask spread.” The bid/ask spread varies over time for shares based on trading volume and market liquidity, and is generally lower if a Fund’s shares have more trading volume and market liquidity and higher if the Fund’s shares have little trading volume and market liquidity. Further, increased market volatility may cause increased bid/ask spreads. Due to the costs of buying or selling shares, including bid/ask spreads, frequent trading of shares may

significantly reduce investment results and an investment in shares may not be advisable for investors who anticipate regularly making small investments.

*Fluctuation of NAV Risk.* The NAV of a Fund's shares will generally fluctuate with changes in the market value of the Fund's securities holdings. The market prices of shares will generally fluctuate in accordance with changes in a Fund's NAV and supply and demand of shares on the Exchange. It cannot be predicted whether a Fund's shares will trade below, at or above their NAV. Price differences may be due, in large part, to the fact that supply and demand forces at work in the secondary trading market for shares will be closely related to, but not identical to, the same forces influencing the prices of the securities of the Index trading individually or in the aggregate at any point in time. The market prices of a Fund's shares may deviate significantly from the NAV of the shares during periods of market volatility. While the creation/redemption feature is designed to make it likely that a Fund's shares normally will trade close to the Fund's NAV, disruptions to creations and redemptions may result in trading prices that differ significantly from the Fund's NAV. As a result, investors in the Fund may pay significantly more or receive significantly less for Fund shares than the value of a Fund's underlying securities or the NAV of Fund shares. If an investor purchases a Fund's shares at a time when the market price is at a premium to the NAV of the shares or sells at a time when the market price is at a discount to the NAV of the shares, then the investor may sustain losses.

*Limitations of Indicative Optimized Portfolio Value ("IOPV") Risk:* The Exchange (or market data vendors or other information providers) will disseminate, every fifteen seconds during the regular trading day, an intraday value of each Fund's shares, also known as the IOPV. The IOPV calculations are estimates of the value of a Fund's NAV per share and are based on the Fund's portfolio holdings and cash, less accrued expenses, divided by the number of shares of the Fund outstanding as of the time of the prior day's NAV calculation. Premiums and discounts between the IOPV and the market price of a Fund's shares may occur. The IOPV does not necessarily reflect the precise composition of the current portfolio of securities held by a Fund at a particular point in time or the best possible valuation of the current portfolio. Therefore, it should not be viewed as a "real-time" update of the NAV per share of a Fund, which is calculated only once a day. The quotations of certain Fund holdings may not be updated during U.S. trading hours if such holdings do not trade in the United States. Additionally, the calculation of the NAV may reflect the fair values of certain Fund holdings, which may result in different prices than those used in the calculations of the IOPV. This may result in market prices for Fund shares deviating from the value of a Fund's underlying securities. No Fund nor the Adviser, nor any of their affiliates are involved in, or responsible for, the calculation or dissemination of the IOPV and make no warranty as to its accuracy.

*Market Trading Risk:* An investment in a Fund faces numerous market trading risks, including the potential lack of an active market for Fund shares, losses from trading in secondary markets, periods of high volatility and disruption in the creation/redemption process of the Fund. Any of these factors, among others, may lead to the Fund's shares trading at a premium or discount to NAV.

*Trading Issues Risk.* Although each Fund's shares are listed for trading on the Exchange, there can be no assurance that an active trading market for such shares will be maintained. Trading in a Fund's shares may be halted due to market conditions or for reasons that, in the view of the Exchange, make trading in shares inadvisable. In addition, trading in shares is subject to trading halts caused by extraordinary market volatility pursuant to the Exchange "circuit breaker" rules, which temporarily halt trading on the Exchange when a decline in the S&P 500 Index during a single day reaches certain thresholds (e.g., 7%, 13% and 20%). Additional rules applicable to the Exchange may halt trading in Fund shares when extraordinary volatility causes sudden, significant swings in the market price of Fund shares. There can be no assurance that the requirements of the Exchange necessary to maintain the listing of a Fund will continue to be met or will remain unchanged or that the shares will trade with any volume, or at all. In stressed market conditions, the liquidity of a Fund's shares may begin to mirror the liquidity of the applicable Fund's underlying portfolio holdings, which can be significantly less liquid than the Fund's shares, potentially causing the market price of the Fund's shares to deviate from their NAV.

Further, secondary markets may be subject to erratic trading activity, wide bid/ask spreads and extended trade settlement periods in times of market stress because market makers and Authorized Participants may step away from making a market in Fund shares and in executing creation and redemption orders, which could cause a material deviation in a Fund's market price from its NAV. Decisions by market makers or Authorized Participants to reduce their role or step away from these activities in times of market stress could inhibit the effectiveness of the arbitrage process in maintaining the relationship between the underlying value of a Fund's portfolio securities and the Fund's market price. This reduced effectiveness could result in Fund shares trading at a price which differs materially from NAV and also in greater than normal intraday bid/ask spreads for Fund shares. During a "flash crash," the market prices of a Fund's shares may decline suddenly and significantly. Such a decline may not reflect the performance of the portfolio securities held by a Fund. Flash crashes may cause Authorized Participants and other market makers to limit or cease trading in a Fund's shares for temporary or longer periods. Shareholders could suffer significant losses to the extent that they sell shares at these temporarily low market prices.

*European Investment Risk: (Drone Economy ETF and Video Game Tech):* The economies of Europe are highly dependent on each other, both as key trading partners and as in many cases as fellow members maintaining the euro. Reduction in trading activity among European countries may cause an adverse impact on each nation's individual economies. European countries that are part of the Economic and Monetary Union of the EU are required to comply with restrictions on inflation rates, deficits, interest rates, debt levels, and fiscal and

monetary controls, each of which may significantly affect every country in Europe. Decreasing imports or exports, changes in governmental or EU regulations on trade, changes in the exchange rate of the euro, the default or threat of default by an EU member country on its sovereign debt, and recessions in an EU member country may have a significant adverse effect on the economies of EU member countries and their trading partners.

The European financial markets have recently experienced volatility and adverse trends due to concerns about rising government debt levels of several European countries, including Greece, Spain, Ireland, Italy, and Portugal. These events have adversely affected the exchange rate of the euro and may continue to significantly affect every country in Europe. For some countries, the ability to repay sovereign debt is in question, and the possibility of default is not unlikely, which could affect their ability to borrow in the future. For example, Greece has been required to impose harsh austerity measures on its population to receive financial aid from the International Monetary Fund and EU member countries. These austerity measures have also led to social uprisings within Greece, as citizens have protested – at times violently – the actions of their government. The persistence of these factors may seriously reduce the economic performance of Greece and pose serious risks for the country’s economy in the future. Furthermore, there is the possibility of contagion that could occur if one country defaults on its debt, and that a default in one country could trigger declines and possible additional defaults in other countries in the region.

Responses to the financial problems by European governments, central banks and others, including austerity measures and reforms, may not work, may result in social unrest and may limit future growth and economic recovery or have other unintended consequences. Further defaults or restructurings by governments and other entities of their debt could have additional adverse effects on economies, financial markets, and asset valuations around the world. In addition, one or more countries may abandon the euro, the common currency of the EU, and/or withdraw from the EU. The impact of these actions, especially if they occur in a disorderly fashion, is not clear but could be significant and far-reaching.

In a referendum held in June 2016 (known as “Brexit”), the United Kingdom (“UK”) voted to leave the EU. As a result of the political divisions within the UK and between the UK and the EU that the referendum vote has highlighted and the uncertain consequences of a Brexit, the UK and European economies and the broader global economy could be significantly impacted, which may result in increased volatility and illiquidity, and potentially lower economic growth on markets in the UK, Europe and globally that could potentially have an adverse effect on the value of the Fund’s investments.

*Foreign Investment Risk:* Returns on investments in foreign stocks could be more volatile than, or trail the returns on, investments in U.S. stocks.

*Currency Risk.* Indirect and direct exposure to foreign currencies subjects the Funds to the risk that currencies will decline in value relative to the U.S. dollar. Currency rates in foreign countries may fluctuate significantly over short periods of time for a number of reasons, including changes in interest rates and the imposition of currency controls or other political developments in the U.S. or abroad. Each Fund’s NAV is determined on the basis of U.S. dollars and, therefore, a Fund may lose value if the local currency of a foreign market depreciates against the U.S. dollar, even if the local currency value of the Fund’s holdings goes up.

*Depository Receipts Risk.* The Funds may invest in depository receipts. Depository receipts include ADRs and GDRs. ADRs are U.S. dollar-denominated receipts representing shares of foreign-based corporations. ADRs are issued by U.S. banks or trust companies, and entitle the holder to all dividends and capital gains that are paid out on the underlying foreign shares. GDRs are depository receipts which are similar to ADRs, but are shares of foreign-based corporations generally issued by international banks in one or more markets around the world. Investment in ADRs and GDRs may be less liquid than the underlying shares in their primary trading market and GDRs, many of which are issued by companies in emerging markets, may be more volatile and less liquid than depository receipts issued by companies in more developed markets.

Depository receipts may be sponsored or unsponsored. Sponsored depository receipts are established jointly by a depository and the underlying issuer, whereas unsponsored depository receipts may be established by a depository without participation by the underlying issuer. Holders of an unsponsored depository receipt generally bear all the costs associated with establishing the unsponsored depository receipt. In addition, the issuers of the securities underlying unsponsored depository receipts are not obligated to disclose material information in the United States and, therefore, there may be less information available regarding such issuers and there may not be a correlation between such information and the market value of the depository receipts.

Depository receipts may be unregistered and unlisted. The Funds’ investments also may include ADRs and GDRs that are not purchased in the public markets and are restricted securities that can be offered and sold only to “qualified institutional buyers” under Rule 144A of the Securities Act of 1933, as amended. The Adviser will determine the liquidity of such investments pursuant to guidelines established by the Board. If a particular investment in such ADRs or GDRs is deemed illiquid, that investment will be included within each Fund’s limitation on investment in illiquid securities. Moreover, if adverse market conditions were to develop during the period between a Fund’s decision to sell these types of ADRs or GDRs and the point at which the Fund is permitted or able to sell such security, the Fund might obtain a price less favorable than the price that prevailed when it decided to sell.

*Emerging Markets Securities Risk (Cyber Security ETF, Junior Silver ETF, Drone Economy ETF, and Video Game Tech ETF).* A Fund's investments may expose the Fund's portfolio to the risks of investing in emerging markets. Investments in emerging markets are subject to greater risk of loss than investments in developed markets. This is due to, among other things, greater market volatility, lower trading volume, political and economic instability, greater risk of market shutdown and more governmental limitations on foreign investments than typically found in developed markets. In addition, less developed markets are more likely to experience problems with the clearing and settling of trades and the holding of securities by local banks, agents and depositories.

*Foreign Market and Trading Risk (Cyber Security ETF, Junior Silver ETF, Drone Economy ETF, and Video Game Tech ETF).* The trading markets for many foreign securities are not as active as U.S. markets and may have less governmental regulation and oversight. Foreign markets also may have clearance and settlement procedures that make it difficult for a Fund to buy and sell securities. These factors could result in a loss to a Fund by causing the Fund to be unable to dispose of an investment or to miss an attractive investment opportunity, or by causing Fund assets to be uninvested for some period of time. Where all or a part of a Fund's underlying securities trade in a market that is closed when the Exchange is open, there may be changes between the last quotation from its closed foreign market and the value of such securities during the Fund's domestic trading day. This could lead to differences between the market price of a Fund's shares and the value of a Fund's underlying securities.

*Foreign Securities Risk.* Each Fund invests in foreign securities, including non-U.S. dollar-denominated securities traded outside of the United States and U.S. dollar-denominated securities of foreign issuers traded in the United States. Investment in foreign securities may involve higher costs than investment in U.S. securities, including higher transaction and custody costs as well as the imposition of additional taxes by foreign governments. Foreign investments may also involve risks associated with the level of currency exchange rates, less complete financial information about the issuers, less market liquidity, more market volatility and political instability, as well as varying regulatory requirements applicable to investments in non-U.S. issuers. Future political and economic developments, the possible imposition of withholding taxes on dividend income, the possible seizure or nationalization of foreign holdings, the possible establishment of exchange controls or freezes on the convertibility of currency, or the adoption of other governmental restrictions might adversely affect an investment in foreign securities. Additionally, foreign issuers may be subject to less stringent regulation, and to different accounting, auditing and recordkeeping requirements.

*Political and Economic Risk.* Each Fund is subject to foreign political and economic risk not associated with U.S. investments, meaning that political events (civil unrest, national elections, changes in political conditions and foreign relations, imposition of exchange controls and repatriation restrictions), social and economic events (labor strikes, rising inflation) and natural disasters occurring in a country where the Fund invests could cause the Fund's investments in that country to experience gains or losses. A Fund also could be unable to enforce its ownership rights or pursue legal remedies in countries where it invests.

*Privatization Risk (Cyber Security ETF).* Some countries in which the Fund invests have begun a process of privatizing certain entities and industries. Privatized entities may lose money or be re-nationalized.

*Geographic Risk (Junior Silver ETF, Drone Economy ETF, and Video Game Tech ETF):* A Fund that is less diversified across countries or geographic regions is generally riskier than more geographically diversified funds and risks associated with such countries or geographic regions may negatively affect the Fund.

*Canada-Specific Risk (Junior Silver ETF only).* Because the investments of the Fund may be geographically concentrated in Canadian companies or companies that have a significant presence in Canada, investment results could be dependent on the financial condition of the Canadian economy. The Canadian economy is reliant on the sale of natural resources and commodities, which can pose risks such as the fluctuation of prices and the variability of demand for exportation of such products. Changes in spending on Canadian products by the economies of other countries or changes in any of these economies may cause a significant impact on the Canadian economy.

*Japan Investment Risk (Drone Economy ETF and Video Game Tech ETF):* Economic growth in Japan is heavily dependent on international trade, government support, and consistent government policy. Slowdowns in the economies of key trading partners such as the United States, China, and countries in Southeast Asia could have a negative impact on the Japanese economy as a whole. The Japanese economy has in the past been negatively affected by, among other factors, government intervention and protectionism and an unstable financial services sector. While the Japanese economy has recently emerged from a prolonged economic downturn, some of these factors, as well as other adverse political developments, increases in government debt, changes to fiscal, monetary or trade policies, or other events, such as natural disasters, could have a negative impact on Japanese securities. Japan also has few natural resources, and any fluctuation or shortage in the commodity markets could have a negative impact on Japanese securities.

*Mobile Payment Companies Risk (Mobile Payments ETF only):* Mobile Payment Companies face intense competition, both domestically and internationally, which may have an adverse effect on profit margins. Mobile Payment Companies are also subject to increasing regulatory constraints, particularly with respect to fees, competition and anti-trust matters, cybersecurity and privacy. In addition to the costs of complying with such constraints, the unintended disclosure of confidential information, whether because of an error or a cybersecurity event, could adversely affect the profitability and value of these companies. Mobile Payment Companies may be highly dependent on their ability to enter into agreements with merchants and other third parties to utilize a particular payment method, system, software or service, and such agreements may be subject to increased regulatory scrutiny. Additionally, certain Mobile Payment Companies

have recently faced increased costs related to class-action litigation challenging such agreements, and the cost of such litigation, particularly for a company losing such litigation, could significantly affect the profitability and value of the company. Mobile Payment Companies may also be active in acquiring other companies, and their ability to successfully integrate such acquisitions would negatively affect the profitability and value of such Mobile Payment Companies.

*Non-Diversification Risk (each Fund except Cyber Security ETF):* Because the Funds are “non-diversified,” a Fund may invest a greater percentage of its assets in the securities of a single issuer or a small number of issuers than if it was a diversified fund. As a result, a decline in the value of an investment in a single issuer or a small number of issuers could cause a Fund’s overall value to decline to a greater degree than if the Fund held a more diversified portfolio. This may increase a Fund’s volatility and have a greater impact on the Fund’s performance.

*Non-Drone Economy Business Risk (Drone Economy ETF only):* Some of the companies in the Index are engaged in other lines of business unrelated to Drone Economy, and they may experience problems with these lines of business which could adversely affect their operating results. The operating results of these companies may fluctuate as a result of these additional risks and events in the other lines of business. In addition, a company’s ability to engage in new activities may expose it to business risks with which it has less experience than it has with the business risks associated with its traditional businesses. Despite a company’s possible success in Drone Economy activities, there can be no assurance that the other lines of business in which these companies are engaged will not have an adverse effect on a company’s business or financial condition.

*Passive Investment Risk:* The Funds are not actively managed. Therefore, unless a specific security is removed from a Fund’s Index, the Fund generally would not sell a security because the security’s issuer was in financial trouble. If a specific security is removed from a Fund’s Index, the Fund may be forced to sell such security at an inopportune time or for a price other than the security’s current market value. An investment in the Funds involves risks similar to those of investing in any equity securities traded on an exchange, such as market fluctuations caused by such factors as economic and political developments, changes in interest rates and perceived trends in security prices. It is anticipated that the value of a Fund’s shares will decline, more or less, in correspondence with any decline in value of the Fund’s respective Index. An Index may not contain the appropriate mix of securities for any particular economic cycle, and the timing of movements from one type of security to another in seeking to replicate the Index could have a negative effect on a Fund. Unlike with an actively managed fund, each Fund’s Adviser does not use techniques or defensive strategies designed to lessen the effects of market volatility or to reduce the impact of periods of market decline. This means that, based on market and economic conditions, a Fund’s performance could be lower than other types of funds that may actively shift their portfolio assets to take advantage of market opportunities or to lessen the impact of a market decline.

*Silver Exploration and Production Industry Concentration Risk (Junior Silver ETF only):* Because the Index is expected to concentrate in the Silver Exploration & Production sub-industry of the Metals & Mining industry (in the Natural Resources/Minerals sector), the Fund’s assets will be concentrated in, and will be more affected by the performance of, that sub-industry than a fund that is more diversified. The profitability of companies in the Silver Exploration & Production sub-industry is related to, among other things, the worldwide price of silver and the costs of extraction and production. Worldwide silver prices may fluctuate substantially over short periods of time, so the Fund’s share price may be more volatile than other types of investments. Companies in the sub-industry may be adversely affected by economic conditions, tax treatment, government regulation and intervention, and world events in the regions in which the companies operate (e.g., expropriation, nationalization, confiscation of assets and property, repatriation of capital, military coups, social unrest). The price of the equity securities of silver mining companies and silver may not always be closely correlated. Investing in a silver company involves certain risks unrelated to an investment in silver as a commodity, including production costs, operational and managerial risk, and the possibility that the company will take measures to hedge or minimize its exposure to the volatility of the market price of silver.

*Securities Lending Risk: (Mobile Payments ETF, Cyber Security ETF, Drone Economy ETF, and Video Game Tech ETF):* Each Fund, with the exception of Junior Silver ETF, may engage in securities lending. A Fund may lose money if the borrower of the loaned securities delays returning in a timely manner or fails to return the loaned securities. Securities lending involves the risk that a Fund could lose money in the event of a decline in the value of collateral provided for loaned securities. In addition, the Fund bears the risk of loss in connection with its investment of the cash collateral it receives from a borrower. When the Fund invests cash collateral in other investment companies, such investments of cash collateral will be subject to substantially the same risks as those associated with the direct ownership of securities held by such investment companies. To the extent that the value or return of the Fund’s investment of the cash collateral declines below the amount owed to the borrower, the Fund may incur losses that exceed the amount it earned on lending the security. The Fund may borrow money to repay the applicable borrower the amount of cash collateral owed to the borrower upon return of the loaned securities. This will result in financial leverage, which may cause the Fund to be more volatile because financial leverage tends to exaggerate the effect of any increase or decrease in the value of the Fund’s portfolio securities.

*Smaller Companies Risk:* Each Fund’s Index may be composed primarily of, or have significant exposure to, securities of smaller companies. As a result, the Funds may be subject to the risk that securities of smaller companies represented in the Indexes may underperform securities of larger companies or the equity market as a whole. In addition, in comparison to securities of companies with larger capitalizations, securities of smaller-capitalization companies may experience more price volatility, greater spreads between their bid and ask prices, less frequent trading, significantly lower trading volumes, and cyclical or static growth prospects. As a result of the differences between the securities of smaller companies and those of companies with larger capitalizations, it may be more difficult for a Fund to buy or sell a significant amount of the securities of a smaller company without an adverse impact on the price of the company’s

securities, or a Fund may have to sell such securities in smaller quantities over a longer period of time, which may increase the Fund's tracking error. Smaller-capitalization companies often have limited product lines, markets or financial resources, and may therefore be more vulnerable to adverse developments than larger capitalization companies. These securities may or may not pay dividends.

*Trading Partners Risk: (Cyber Security ETF, Junior Silver ETF, Drone Economy ETF, and Video Game Tech ETF):* Each Fund invests in countries whose economies are heavily dependent upon trading with key partners. Any reduction in this trading may have an adverse impact on a Fund's investments. Each Fund is specifically exposed to U.S. economic risk.

*Tax Risk:* To qualify for the favorable tax treatment generally available to regulated investment companies, the Funds must satisfy certain diversification requirements under the Code. In particular, a Fund generally may not acquire a security if, as a result of the acquisition, more than 50% of the value of the Fund's assets would be invested in (a) issuers in which the Fund has, in each case, invested more than 5% of the Fund's assets and (b) issuers more than 10% of whose outstanding voting securities are owned by the Fund. When an Index is concentrated in a relatively small number of securities, it may not be possible for a Fund to fully implement a replication strategy or a representative sampling strategy while satisfying these diversification requirements. A Fund's efforts to satisfy the diversification requirements may cause the Fund's return to deviate from that of its Index, and the Fund's efforts to replicate its Index may cause it inadvertently to fail to satisfy the diversification requirements.

If a Fund were to fail to qualify as a regulated investment company, it would be taxed in the same manner as an ordinary corporation, and distributions to its shareholders would not be deductible by the Fund in computing its taxable income. Distributions to each Fund's shareholders would generally be taxed as ordinary dividends. Under certain circumstances, a Fund may be able to cure a failure to qualify as a regulated investment company, but in order to do so the Fund may incur significant Fund-level taxes and may be forced to dispose of certain assets. Relief is provided for certain *de minimis* failures of the diversification requirements where a Fund corrects the failure within a specified period. If a Fund were to fail to qualify as a regulated investment company in any taxable year, the Fund would be required to pay out its earnings and profits accumulated in that year in order to qualify for treatment as a regulated investment company in a subsequent year. If a Fund failed to qualify as a regulated investment company for a period greater than two taxable years, the Fund would generally be required to pay a Fund-level tax on any net built-in gains with respect to certain of its assets upon a disposition of such assets within five years of qualifying as a regulated investment company in a subsequent year.

*Tracking Error Risk:* Tracking error refers to the risk that a Fund's Adviser may not be able to cause the applicable Fund's performance to match or correlate to that of the Fund's Index, either on a daily or aggregate basis. There are a number of factors that may contribute to a Fund's tracking error, such as Fund expenses, imperfect correlation between the Fund's investments and those of its Index, rounding of share prices, changes to the composition of the Index, regulatory policies, and high portfolio turnover rate. In addition, mathematical compounding may prevent a Fund from correlating with the monthly, quarterly, annual or other period performance of its Index. In addition, in order to minimize the market impact of an Index rebalance, a Fund may begin trading to effect the rebalance in advance of the effective date of the rebalance and continue trading after the effective date of the rebalance. This may contribute to tracking error if the weights of the Fund's portfolio securities diverge from the weights of the securities in the Index during the rebalancing. Tracking error in such circumstances may be greater if the Fund is trading in securities that are less liquid or lightly traded. Tracking error may cause a Fund's performance to be less than expected.

*Valuation Risk:* The sales price that a Fund could receive for a security may differ from the Fund's valuation of the security and may differ from the value used by the Index, particularly for securities that trade in low volume or volatile markets or that are valued using a fair value methodology. In addition, the value of the securities in a Fund's portfolio may change on days when shareholders will not be able to purchase or sell the Fund's shares.

*Video Gaming Companies Risk (Video Game Tech ETF only):* Video Gaming Companies face intense competition, both domestically and internationally, may have limited product lines, markets, financial resources, or personnel, may have products that face rapid obsolescence, and are heavily dependent on the protection of patent and intellectual property rights. Pure-play companies may be dependent on one or a small number of product or product franchises for a significant portion of their revenue and profits. They may also be subject to shifting consumer preferences, including preferences with respect to gaming console platforms, and changes in consumer discretionary spending. Such factors may adversely affect the profitability and value of Video Gaming Companies. Video Gaming Companies are also subject to increasing regulatory constraints, particularly with respect to cybersecurity and privacy. In addition to the costs of complying with such constraints, the unintended disclosure of confidential information, whether because of an error or a cybersecurity event, could adversely affect the profitability and value of these companies. Video Gaming Companies may be subject to sophisticated intellectual property infringement schemes and piracy efforts, particularly in foreign markets, which may limit the revenue potential in such markets, and combating such infringement or piracy schemes may require significant expenses. Such anti-piracy programs may not be effective.

### **Portfolio Holdings**

Information about the Funds' daily portfolio holdings will be available at [www.etfmg.com](http://www.etfmg.com). A summarized description of the Funds' policies and procedures with respect to the disclosure of the Funds' portfolio holdings is available in the Funds' Statement of Additional Information ("SAI").



## Fund Management

*Adviser.* ETF Managers Group LLC, the investment adviser to the Funds, is a Delaware limited liability company located at 30 Maple Street, 2<sup>nd</sup> Floor, Summit, New Jersey 07901. The Adviser provides investment advisory services to exchange-traded funds. The Adviser serves as investment adviser to the Funds with overall responsibility for the day-to-day portfolio management of the Funds, subject to the supervision of the Board. For its services, the Adviser receives, and, except as otherwise noted, did receive for each Fund's most recent fiscal year, a fee that is equal to the percent shown in the table below per annum of the average daily net assets of each Fund with the fee for each Fund calculated daily and paid monthly.

<u>Fund</u>	<u>Management Fee</u>
Mobile Payments ETF	0.75%
Cyber Security ETF	0.60%
Junior Silver ETF	0.69%
Drone Economy ETF	0.75%
Video Game ETF	0.75%

Under the Investment Advisory Agreement, the Adviser has overall responsibility for the general management and administration of the Funds and arranges for transfer agency, custody, fund administration, securities lending, and all other related services necessary for the Funds to operate. Additionally, under the Investment Advisory Agreement, the Adviser has agreed to pay all expenses of the Funds, except for: the fee paid to the Adviser pursuant to the Investment Advisory Agreement, interest charges on any borrowings, taxes, brokerage commissions and other expenses incurred in placing orders for the purchase and sale of securities and other investment instruments, acquired fund fees and expenses, accrued deferred tax liability, extraordinary expenses (such as, among other things and subject to Board approval, certain proxy solicitation costs and non-standard Board-related expenses and litigation against the Board, Trustees, Funds, Adviser, and officers of the Adviser), and distribution (12b-1) fees and expenses (collectively, "Excluded Expenses").

A discussion regarding the basis for the Board's approval of the Investment Advisory Agreement for the Junior Silver ETF, Cyber Security ETF, Mobile Payments ETF, Drone Economy ETF and Video Game ETF is available in the Funds' Semi-Annual Report for the reporting period ended March 31, 2019.

*Manager of Managers Structure.* The Adviser and the Trust have received an exemptive order (the "Order") from the SEC that permits the Adviser to enter into investment sub-advisory agreements with sub-advisers without obtaining shareholder approval. The Adviser, subject to the review and approval of the Board, may select one or more sub-advisers for the Funds and supervise, monitor and evaluate the performance of each sub-adviser.

The Order also permits the Adviser, subject to the approval of the Board, to replace sub-advisers and amend investment sub-advisory agreements, including fees, without shareholder approval whenever the Adviser and the Board believe such action will benefit a Fund and its shareholders. The Adviser thus has the ultimate responsibility (subject to the ultimate oversight of the Board) to recommend the hiring and replacement of sub-advisers as well as the discretion to terminate any sub-adviser and reallocate a Fund's assets for management among any other sub-adviser(s) and itself. This means that the Adviser may be able to reduce the sub-advisory fees and retain a larger portion of the management fee, or increase the sub-advisory fees and retain a smaller portion of the management fee. The Adviser will compensate each sub-adviser out of its management fee. A Fund is required to provide shareholders with certain information regarding any new sub-adviser within 90 days of the hiring of any new sub-adviser. Such information generally includes the information that would have been provided to shareholders in the form of a proxy statement in the absence of the Order.

The Adviser's reliance on such Order with respect to a Fund is contingent on the holders of a majority of such Fund's outstanding voting securities approving the Fund's use of a manager of managers structure and the Adviser's reliance on such Order. Prior to the date of this Prospectus, shareholders of each of the Mobile Payments ETF, Drone Economy ETF, and Video Game ETF approved the use by such Funds of a manager of managers structure and the Adviser's reliance on such Order. As of the date of this Prospectus, shareholders of the Cyber Security ETF and Junior Silver ETF had not yet approved the use by such Funds of a manager of managers structure and the Adviser's reliance on such Order.

## Portfolio Managers

The Funds' portfolio managers are primarily responsible for the day-to-day management of the Funds. The portfolio managers are responsible for various functions related to portfolio management, including, but not limited to, investing cash inflows, implementing investment strategy, researching and reviewing investment strategy.

The Funds are managed by Samuel R. Masucci, III, Chief Executive Officer of the Adviser, Frank Vallario, Chief Investment Officer of the Adviser, Donal Bishnoi, Portfolio Manager of the Adviser, and Devin Ryder, Portfolio Manager of the Adviser.

Samuel Masucci, III has more than 25 years' experience in investment banking, structured product development, sales and trading. In the last 5 years, he founded ETF Managers Group (ETFMG) which has led to the launch of 15 funds and \$3 billion in assets. Prior to ETFMG he has held senior positions at Bear Stearns, UBS, SBC Warburg, and Merrill Lynch and has experience in creating, building

and managing businesses for the issuance, sales and trading of: ETFs, index products, commodity products, hedge funds, ABS, and OTC structured products in the U.S. and Europe.

Frank Vallario serves in the role of Chief Investment Officer for the Adviser. Mr. Vallario is responsible for the portfolio construction, trading, risk management and portfolio analysis processes associated with ETF strategies. Prior to his current role at the Adviser, Mr. Vallario has had a variety of senior roles over his 25-year career in financial services. He joined Oppenheimer Funds in 2017 where he was Head of Equity Portfolio Management for Smart Beta ETFs. Prior to that he was a Senior Portfolio Manager at Columbia Threadneedle from September 2015 to June 2017 where he was responsible for the day to day management of the firm's ETF business, which was acquired from his previous firm, Emerging Global Advisors (EGA). From September 2010 to September 2015, he was relationship manager at MSCI responsible for providing investment solutions to complex problems using MSCI Barra's fundamental models and portfolio construction tools. Previously, he was a partner in a start-up asset management firm where he served as the director of portfolio management. Mr. Vallario began his career at UBS Global Asset Management where he spent over a decade in various quantitative portfolio management equity roles including equity market neutral, tactical asset allocation, structured active equities, enhanced index, passive management and factor research. Mr. Vallario serves on the Investment Committee for the Girl Scouts of Connecticut and is a University Affiliate at the University of Utah - David Eccles School of Business. He received a B.S. in Finance from Lehigh University and a M.B.A. with a concentration in Finance from Rutgers University.

Donal A. Bishnoi, CFA, has more than 16 years of experience in portfolio management and risk management. Prior to joining the Adviser, Mr. Bishnoi held a senior portfolio management position with Oppenheimer Funds from 2018 to 2019 where he was responsible for managing approximately \$5 billion in assets across 20 passive strategies. Prior to joining Oppenheimer Funds in 2010, Mr. Bishnoi managed a long/short systematic equity strategy at Moore Capital from 2007 to 2009. He holds a bachelor's degree from Boston University's Questrom School of Business and is a CFA charter holder.

Devin Ryder began her career with the Adviser during the summer of 2017 and re-joined the Adviser on a permanent basis in 2018 to be a part of the Adviser's portfolio management team. Prior to joining the Adviser, Ms. Ryder was pursuing studies in the quantitative aspects of risk management and finance, for which she received a B.S. in Mathematics of Finance and Risk Management from the University of Michigan in 2017.

The SAI provides additional information about each Portfolio Manager's compensation, other accounts managed, and ownership of the applicable Funds' shares.

### **Buying and Selling the Funds**

Each Fund's shares are listed for secondary trading on the Exchange. When you buy or sell a Fund's shares on the secondary market, you will pay or receive the market price. You may incur customary brokerage commissions and charges and may pay some or all of the spread between the bid and the offered price in the secondary market on each leg of a round trip (purchase and sale) transaction. The shares will trade on the Exchange at prices that may differ to varying degrees from the daily NAV of the shares. The Exchange is generally open Monday through Friday and is closed weekends and the following holidays: New Year's Day, Martin Luther King, Jr. Day, Presidents' Day, Good Friday, Memorial Day, Independence Day, Labor Day, Thanksgiving Day, and Christmas Day.

NAV per share for a Fund is computed by dividing the value of the net assets of the Fund (*i.e.*, the value of its total assets less total liabilities) by its total number of shares outstanding. Expenses and fees, including management and distribution fees, if any, are accrued daily and taken into account for purposes of determining NAV. NAV is determined each business day, normally as of the close of regular trading of the New York Stock Exchange (ordinarily 4:00 p.m., Eastern time).

When determining NAV, the value of a Fund's portfolio securities is based on market prices of the securities, which generally means a valuation obtained from an exchange or other market (or based on a price quotation or other equivalent indication of the value supplied by an exchange or other market) or a valuation obtained from an independent pricing service. If a security's market price is not readily available or does not otherwise accurately reflect the fair value of the security, the security will be valued by another method that the Board believes will better reflect fair value in accordance with the Trust's valuation policies and procedures. Fair value pricing may be used in a variety of circumstances, including, but not limited to, situations when the value of a security in a Fund's portfolio has been materially affected by events occurring after the close of the market on which the security is principally traded but prior to the close of the Exchange (such as in the case of a corporate action or other news that may materially affect the price of a security) or trading in a security has been suspended or halted. Accordingly, the Fund's NAV may reflect certain portfolio securities' fair values rather than their market prices.

Fair value pricing involves subjective judgments and it is possible that a fair value determination for a security will materially differ from the value that could be realized upon the sale of the security. In addition, fair value pricing could result in a difference between the prices used to calculate a Fund's NAV and the prices used by the Fund's Index. This may result in a difference between a Fund's performance and the performance of the Fund's Index.

The Funds invest in non-U.S. securities. Non-U.S. securities held by a Fund may trade on weekends or other days when the Fund does not price its shares. As a result, the Fund's NAV may change on days when Authorized Participants will not be able to purchase or redeem Fund shares.

### *Frequent Purchases and Redemptions of the Funds' Shares*

Unlike frequent trading of shares of a traditional open-end mutual fund's (*i.e.*, not exchange-traded) shares, frequent trading of shares of the Funds on the secondary market does not disrupt portfolio management, increase the Funds' trading costs, lead to realization of capitalization gains, or otherwise harm the Funds' shareholders because these trades do not involve the Funds directly. Certain institutional investors are authorized to purchase and redeem a Fund's shares directly with the Fund. Because these trades are effected in-kind (*i.e.*, for securities, and not for cash), they do not cause any of the harmful effects noted above that may result from frequent cash trades. Moreover, the Funds impose transaction fees on in-kind purchases and redemptions of Creation Units to cover the custodial and other costs incurred by the Funds in effecting in-kind trades. These fees increase if an investor substitutes cash in part or in whole for Creation Units, reflecting the fact that a Fund's trading costs increase in those circumstances. For these reasons, the Board has determined that it is not necessary to adopt policies and procedures to detect and deter frequent trading and market-timing in shares of the Funds.

### **Dividends, Distributions, and Taxes**

#### *Fund Distributions*

The Funds intend to pay out dividends, if any, quarterly and distribute any net realized capital gains to their shareholders annually.

#### *Dividend Reinvestment Service*

Brokers may make available to their customers who own a Fund's shares the DTC book-entry dividend reinvestment service. If this service is available and used, dividend distributions of both income and capital gains will automatically be reinvested in additional whole shares of the Fund. Without this service, investors would receive their distributions in cash. In order to achieve the maximum total return on their investments, investors are encouraged to use the dividend reinvestment service. To determine whether the dividend reinvestment service is available and whether there is a commission or other charge for using this service, consult your broker. Brokers may require a Fund's shareholders to adhere to specific procedures and timetables. If this service is available and used, dividend distributions of both income and realized gains will be automatically reinvested in additional whole shares of a Fund purchased in the secondary market.

#### *Tax Information*

The following is a summary of some important tax issues that affect the Funds and their shareholders. The summary is based on current tax laws, which may be changed by legislative, judicial or administrative action. You should not consider this summary to be a detailed explanation of the tax treatment of the Funds, or the tax consequences of an investment in the Funds. The summary is very general, and does not address investors subject to special rules, such as investors who hold shares through an IRA, 401(k) or other tax-deferred account. More information about taxes is located in the SAI. You are urged to consult your tax adviser regarding specific questions as to federal, state and local income taxes.

#### *Tax Status of the Funds*

Each Fund is treated as a separate entity for federal tax purposes, and intends to qualify for the special tax treatment afforded to regulated investment companies under the Code. As long as each Fund qualifies as a regulated investment company, it pays no federal income tax on the earnings it distributes to shareholders.

#### *Tax Status of Distributions*

- Each Fund will, for each year, distribute substantially all of its net investment income and net capital gains.
- Each Fund's distributions from income will generally be taxed to you as ordinary income or qualified dividend income. For non-corporate shareholders, dividends reported by a Fund as qualified dividend income are generally eligible for reduced tax rates.
- Corporate shareholders may be entitled to a dividends-received deduction for the portion of dividends they receive that are attributable to dividends received by the Fund from U.S. corporations, subject to certain limitations. A Fund's strategies may limit its ability to distribute dividends eligible for the dividends-received deduction for corporate shareholders.
- Any distributions of net capital gain (the excess of a Fund's net long-term capital gains over its net short-term capital losses) that you receive from the Fund are taxable as long-term capital gains regardless of how long you have owned your shares. Long-term capital gains are currently taxed to non-corporate shareholders at reduced maximum rates.
- Dividends and distributions are generally taxable to you whether you receive them in cash or in additional shares through a broker's dividend reinvestment service. If you receive dividends or distributions in the form of additional shares through a broker's dividend reinvestment service, you will be required to pay applicable federal, state or local taxes on the reinvested dividends but you will not receive a corresponding cash distribution with which to pay any applicable tax.
- A Fund may be able to pass through to you foreign tax credits for certain taxes paid by the Fund, provided the Fund meets certain requirements.
- Distributions paid in January but declared by the Fund in October, November or December of the previous year may be taxable to you in the previous year.

- Each Fund will inform you of the amount of your ordinary income dividends, qualified dividend income, foreign tax credits and net capital gain distributions received from the Fund shortly after the close of each calendar year.

*Taxes on Exchange-Listed Share Sales.* Any capital gain or loss realized upon a sale of shares will generally be treated as long-term capital gain or loss if the shares have been held for more than one year and as short-term capital gain or loss if the shares have been held for one year or less, except that any capital loss on the sale of shares held for six months or less will be treated as long-term capital loss to the extent of amounts treated as distributions of long-term capital gains to the shareholder with respect to such shares.

*Investment in Foreign Securities.* The Funds may be subject to foreign withholding taxes on income they may earn from investing in foreign securities, which may reduce the return on such investments. In addition, the Funds' investments in foreign securities or foreign currencies may increase or accelerate the Funds' recognition of ordinary income and may affect the timing or amount of their distributions. The Funds may be eligible to file an election that would permit shareholders who are U.S. citizens, resident aliens or U.S. corporations to claim a foreign tax credit or deduction (but not both) on their U.S. income tax returns for their pro rata portions of qualified taxes paid by the Funds to foreign countries in respect of foreign securities held for at least the minimum period specified in the Code. For the purposes of the foreign tax credit, each such shareholder would include in gross income from foreign sources its pro rata share of such taxes. Certain limitations imposed by the Code may prevent shareholders from receiving a full foreign tax credit or deduction for their allocable amount of such taxes.

*Medicare Tax.* U.S. individuals with income exceeding \$200,000 (\$250,000 if married and filing jointly) are subject to a 3.8% Medicare contribution tax on their "net investment income," including interest, dividends, and capital gains (including capital gains realized on the sale or exchange of shares). This 3.8% tax also applies to all or a portion of the undistributed net investment income of certain shareholders that are estates and trusts.

*Non-U.S. Investors.* If you are not a citizen or permanent resident of the United States, a Fund's ordinary income dividends will generally be subject to a 30% U.S. withholding tax, unless a lower treaty rate applies or unless such income is effectively connected with a U.S. trade or business. This 30% withholding tax generally will not apply to distributions of net capital gain.

Distributions paid after June 30, 2014 and sale proceeds and certain capital gain dividends paid after December 31, 2016 to a shareholder that is a "foreign financial institution" as defined in Section 1471 of the Code and that does not meet the requirements imposed on foreign financial institutions by Section 1471 will generally be subject to withholding tax at a 30% rate. Distributions paid after June 30, 2014 and sale proceeds and certain capital gain dividends paid after December 31, 2018 to a non-U.S. shareholder that is not a foreign financial institution will generally be subject to such withholding tax if the shareholder fails to make certain required certifications. A non-U.S. shareholder may be exempt from the withholding described in this paragraph under an applicable intergovernmental agreement between the U.S. and a foreign government, provided that the shareholder and the applicable foreign government comply with the terms of such agreement.

*Backup Withholding.* The Funds or your broker will be required in certain cases to withhold (as "backup withholding") on amounts payable to any shareholder who (1) has provided either an incorrect tax identification number or no number at all, (2) is subject to backup withholding by the Internal Revenue Service for failure to properly report payments of interest or dividends, (3) has failed to certify that such shareholder is not subject to backup withholding, or (4) has not certified that such shareholder is a U.S. person (including a U.S. resident alien). The backup withholding rate is currently 24%. Backup withholding will not, however, be applied to payments that have been subject to the 30% withholding tax applicable to shareholders who are neither citizens nor residents of the United States.

### **Distribution**

The Distributor, ETFMG Financial LLC, an affiliate of the Adviser, is a broker-dealer registered with the U.S. Securities and Exchange Commission. The Distributor distributes Creation Units for the Funds on an agency basis and does not maintain a secondary market in the Funds' shares. The Distributor has no role in determining the policies of the Funds or the securities that are purchased or sold by the Funds. The principal business address of the Distributor is 30 Maple Street, 2<sup>nd</sup> Floor, Summit, New Jersey 07901.

The Board has adopted a Distribution and Service Plan (the "Plan") pursuant to Rule 12b-1 under the 1940 Act with respect to each Fund, except the Junior Silver ETF. In accordance with the Plan, each Fund, other than the Junior Silver ETF, is authorized to pay an amount up to 0.25% of its average daily net assets each year for certain distribution-related activities and shareholder services.

No Rule 12b-1 fees are currently paid by the Funds, and there are no plans to impose these fees. However, in the event Rule 12b-1 fees are charged in the future, because the fees are paid out of each applicable Fund's assets, over time these fees will increase the cost of your investment and may cost you more than certain other types of sales charges.

### **Fund Service Providers**

Sullivan & Worcester LLP, 1666 K Street NW, Washington, DC 20006, serves as legal counsel to the Funds.

WithumSmith + Brown, PC, with offices located at 1411 Broadway, 9th Floor, New York, New York, 10018, serves as the Funds' independent registered public accounting firm. The independent registered public accounting firm is responsible for auditing the annual financial statements of the Funds.

### **Index/Trademark Licenses/Disclaimers**

EE Funds LLC is a financial research firm that specializes in the Video Gaming Company industry. EE Funds LLC is not affiliated with the Trust, the Adviser, the Funds' administrator, custodian, transfer agent, distributor, or any of their respective affiliates.

The EEFund Video Game Tech index (the "Video Game Tech Index") is a product of EE Funds LLC ("EE Funds") and the Reality Shares Drone Index (the "Drone Index") is a product of Reality Shares, Inc. ("Reality Shares" and EE Funds, the "Index Parties"). The Adviser has entered into license agreements to use the applicable Index and the marketing name and licensed trademark of the applicable index provider (the "Index Trademark"). The Adviser is sub-licensing rights to each Index to the applicable Fund at no charge. The Adviser is permitted to sub-license each Index Trademark for the purpose of promoting and marketing the Funds. The Index Parties have no obligation to take the needs of the Adviser or the owners of the Funds into consideration in determining, composing or calculating the applicable Index. The Index Parties will apply all necessary means to ensure the accuracy of the applicable Index. However, the Index Parties shall not be liable (whether in negligence or otherwise) to any person for any error in an Index and shall not be under any obligation to advise any person of any error therein. All copyrights in Index values and constituent lists vest in the applicable index provider. Neither the publication of an Index by the Index Parties nor the granting of a license of rights relating to an Index or to an Index Trademark for the utilization in connection with a Fund, represents a recommendation by the Index Parties for a capital investment or contains in any manner a warranty or opinion by the Index Parties with respect to the attractiveness of an investment in a Fund. The Funds are not sponsored, endorsed, or sold by the Index Parties or their respective affiliates. The Index Parties and their respective affiliates make no representation or warranty, express or implied, to the owners of the Funds or any member of the public regarding the advisability of trading in the Funds. The Index Parties and their respective affiliates are not responsible for and have not participated in the determination of the timing of, prices at, or quantities of the Funds to be sold or in the determination or calculation of the equation by which the Funds are to be converted into cash. The Index Parties and their respective affiliates have an obligation in connection with the administration and marketing of the Funds but have no obligations or liabilities in connection with the trading of the Funds. Notwithstanding the foregoing, the Index Parties and their affiliates may independently issue and/or sponsor financial products unrelated to the Funds currently being issued by the licensee, but which may be similar to and competitive with a Fund. In addition, the Index Parties, and their affiliates may trade financial products which are linked to the performance of an Index. It is possible that this trading activity will affect the value of an Index and the applicable Fund.

Shares of the Trust are not sponsored, endorsed, or promoted by the Exchange. The Exchange makes no representation or warranty, express or implied, to the owners of the shares of the Funds. The Exchange is not responsible for, nor has it participated in, the determination of the timing of, prices of, or quantities of the shares of the Funds to be issued, or in the determination or calculation of the equation by which the shares are redeemable.

The Exchange has no obligation or liability to owners of the shares of the Funds in connection with the administration, marketing, or trading of the shares of the Funds. Without limiting any of the foregoing, in no event shall the Exchange have any liability for any lost profits or indirect, punitive, special, or consequential damages even if notified of the possibility thereof.

The Adviser and the Funds make no representation or warranty, express or implied, to the owners of shares of the Funds or any members of the public regarding the advisability of investing in securities generally or in the Funds particularly.

### **Premium/Discount Information**

Information regarding the number of days each Fund's market price was a price above (i.e., at a premium) or below (i.e., at a discount) its NAV for the most recently completed calendar year and the most recently completed calendar quarters since that year, are provided, free of charge, on the Funds' website at [www.etfmg.com](http://www.etfmg.com).

### **Litigation**

The Trust, a former and current trustee of the Trust, the Adviser and certain officers of the Adviser are defendants in an action filed May 2, 2017 in the Superior Court of New Jersey captioned *PureShares, LLC d/b/a PureFunds et al. v. ETF Managers Group, LLC et al.*, Docket No. C-63-17. The PureShares action alleges claims based on disputes arising out of contractual relationships with the Adviser relating to certain series of the Trust. The action seeks damages in unspecified amounts and injunctive relief based on breach of contract, wrongful termination, and several other claims. While the Adviser cannot predict the outcome of this lawsuit, the Adviser believes that any adverse judgment against it will not have a material effect on the Funds.

The Adviser and its parent, Exchange Traded Managers Group, LLC, were defendants in a case filed on October 26, 2017 in the United States District Court for the Southern District of New York by NASDAQ, Inc. captioned *Nasdaq, Inc. v. Exchange Traded Managers Group, LLC et al.*, Case 1:17-cv-08252. This action arose out of the same facts and circumstances, and relates to the same series of the Trust, as the New Jersey litigation and asserts claims for breach of contract, conversion and certain other claims. The matter was the subject of a bench trial in May 2019, and on December 20, 2019, the Court issued an Opinion and Order awarding compensatory damages to Plaintiff in the amount of \$78,403,172.36, plus prejudgment interest. The Court also denied Plaintiff's requests for punitive damages and equitable relief. The Adviser filed a notice of appeal from the judgment on January 19, 2020.

## Financial Highlights

The financial highlights tables are intended to help you understand the Funds' financial performance for the period of each Fund's operations. Certain information reflects financial results for a single Fund share. The total returns in the table represent the rate that an investor would have gained (or lost) on an investment in the Fund (assuming reinvestment of all dividends and distributions). This information has been derived from the financial statements audited by WithumSmith+Brown, PC, an independent registered public accounting firm, whose report, along with the Funds' financial statements, is included in the Funds' Annual Report, which is available upon request.

### ETFMG Prime Mobile Payments ETF

#### FINANCIAL HIGHLIGHTS

For a capital share outstanding throughout the year/period

	<u>Year Ended September 30, 2019</u>	<u>Year Ended September 30, 2018</u>	<u>Year Ended September 30, 2017</u>	<u>Year Ended September 30, 2016</u>	<u>Period Ended September 30, 2015<sup>1</sup></u>
<b>Net Asset Value, Beginning of Year/ Period</b>	\$ 42.86	\$ 32.57	\$ 24.96	\$ 23.53	\$ 25.00
<b>Income (Loss) from Investment Operations:</b>					
Net investment income (loss) <sup>2</sup>	0.03	0.07	0.03	0.15	(0.01)
Net realized and unrealized gain (loss) on investments	3.93	10.22	7.60	1.39	(1.46)
Total from investment operations	<u>3.96</u>	<u>10.29</u>	<u>7.63</u>	<u>1.54</u>	<u>(1.47)</u>
<b>Less Distributions:</b>					
Distributions from net investment income	(0.05)	(0.01)	(0.02)	(0.11)	—
Net realized gains	(0.18)	—	—	—	—
Total distributions	<u>(0.23)</u>	<u>(0.01)</u>	<u>(0.02)</u>	<u>(0.11)</u>	<u>—</u>
<b>Capital Share Transactions:</b>					
Transaction fees added to paid-in capital	0.01	0.01	—	—	—
Net asset value, end of year/period	<u>\$ 46.60</u>	<u>\$ 42.86</u>	<u>\$ 32.57</u>	<u>\$ 24.96</u>	<u>\$ 23.53</u>
Total Return	<u>9.49%</u>	<u>31.62%</u>	<u>30.59%</u>	<u>6.51%</u>	<u>-5.86</u> <sup>3</sup>
<b>Ratios/Supplemental Data:</b>					
Net assets at end of year/period (000's)	\$ 743,198	\$ 522,874	\$ 170,993	\$ 8,734	\$ 4,707
Expenses to Average Net Assets before legal expenses	0.75%	0.75%	0.75%	0.75%	0.75% <sup>4</sup>
Gross Expenses to Average Net Assets	0.75%	0.75%	0.80% <sup>5</sup>	0.75%	0.75% <sup>4</sup>
Net Investment Income (Loss) to Average Net Assets	0.06%	0.16%	0.12%	0.63%	-0.23% <sup>4</sup>
Portfolio Turnover Rate	28%	16%	31%	32%	8% <sup>3</sup>

<sup>1</sup> Commencement of operations on July 15, 2015.

<sup>2</sup> Calculated based on average shares outstanding during the year/period.

<sup>3</sup> Not annualized.

<sup>4</sup> Annualized.

<sup>5</sup> The ratio of gross expenses to average net assets includes legal expense. Please turn to "Litigation" on page 41 of the Prospectus.

**ETFMG Prime Cyber Security ETF**

**FINANCIAL HIGHLIGHTS**

For a capital share outstanding throughout the year/period

	<u>Year Ended September 30, 2019</u>	<u>Year Ended September 30, 2018</u>	<u>Year Ended September 30, 2017</u>	<u>Year Ended September 30, 2016</u>	<u>Period Ended September 30, 2015<sup>1</sup></u>
<b>Net Asset Value, Beginning of Year/ Period</b>	\$ 40.08	\$ 30.11	\$ 27.91	\$ 25.28	\$ 25.00
<b>Income (Loss) from Investment Operations:</b>					
Net investment income (loss) <sup>2</sup>	0.07	0.03	(0.01)	0.30	(0.05)
Net realized and unrealized gain on investments	(2.64)	9.94	2.34	2.52	0.33
Total from investment operations	(2.57)	9.97	2.33	2.82	0.28
<b>Less Distributions:</b>					
Distributions from net investment income	(0.05)	(0.00) <sup>3</sup>	(0.13)	(0.19)	—
Total distributions	(0.05)	(0.00) <sup>3</sup>	(0.13)	(0.19)	—
Net asset value, end of year/period	<u>\$ 37.46</u>	<u>\$ 40.08</u>	<u>\$ 30.11</u>	<u>\$ 27.91</u>	<u>\$ 25.28</u>
Total Return	-6.42%	33.16%	8.42%	11.23%	1.11% <sup>4</sup>
<b>Ratios/Supplemental Data:</b>					
Net assets at end of year/period (000's)	\$ 1,427,200	\$ 1,835,861	\$ 1,097,360	\$ 803,794	\$ 1,059,125
Expenses to Average Net Assets before legal expense	0.60%	0.60%	0.68%	0.75%	0.75% <sup>5</sup>
Gross Expenses to Average Net Assets	0.60%	0.60%	0.72% <sup>6</sup>	0.75%	0.75% <sup>5</sup>
Net Investment Income (Loss) to Average Net Assets	0.19%	0.07%	-0.03%	1.21%	-0.19% <sup>5</sup>
Portfolio Turnover Rate	36%	41%	53%	34%	31% <sup>4</sup>

<sup>1</sup> Commencement of operations on November 11, 2014.

<sup>2</sup> Calculated based on average shares outstanding during the year/period.

<sup>3</sup> Per share amount is less than \$0.01.

<sup>4</sup> Not annualized.

<sup>5</sup> Annualized.

<sup>6</sup> The ratio of gross expenses to average net assets includes legal expense. Please turn to "Litigation" on page 41 of the Prospectus.

**ETFMG Prime Junior Silver Miners ETF**

**FINANCIAL HIGHLIGHTS**

For a capital share outstanding throughout the year

	<b>Year Ended September 30, 2019</b>	<b>Year Ended September 30, 2018</b>	<b>Year Ended September 30, 2017</b>	<b>Year Ended September 30, 2016</b>	<b>Year Ended September 30, 2015</b>
<b>Net Asset Value, Beginning of Year</b>	\$ 8.70	\$ 11.84	\$ 15.57	\$ 5.28	\$ 10.00
<b>Income (Loss) from Investment Operations:</b>					
Net investment (loss) <sup>1</sup>	(0.02)	(0.03)	(0.06)	(0.06)	(0.03)
Net realized and unrealized gain (loss) on investments	0.91	(3.11)	(3.61)	10.47	(4.69)
Total from investment operations	0.89	(3.14)	(3.67)	10.41	(4.72)
<b>Less Distributions:</b>					
Distributions from net investment income	(0.14)	—	(0.06)	(0.12)	—
Total distributions	(0.14)	—	(0.06)	(0.12)	—
Net asset value, end of year	\$ 9.45	\$ 8.70	\$ 11.84	\$ 15.57	\$ 5.28
 Total Return	 10.45%	 -26.50%	 -23.53%	 201.99%	 -47.20%
 <b>Ratios/Supplemental Data:</b>					
Net assets at end of year (000's)	\$ 100,119	\$ 45,265	\$ 58,033	\$ 77,065	\$ 3,432
 Expenses to Average Net Assets before legal expense	 0.69%	 0.69%	 0.69%	 0.69%	 0.69%
Gross Expenses to Average Net Assets	0.69%	0.69%	0.72% <sup>2</sup>	0.69%	0.69%
Net Investment Loss to Average Net Assets	-0.21%	-0.32%	-0.48%	-0.45%	-0.39%
Portfolio Turnover Rate	34%	36%	69%	33%	55%

<sup>1</sup> Calculated based on average shares outstanding during the year.

<sup>2</sup> The ratio of gross expenses to average net assets includes legal expense. Please turn to "Litigation" on page 41 of the Prospectus.



## ETFMG Drone Economy Strategy ETF

### FINANCIAL HIGHLIGHTS

For a capital share outstanding throughout the year/period

	<u>Year Ended September 30, 2019</u>	<u>Year Ended September 30, 2018</u>	<u>Year Ended September 30, 2017</u>	<u>Period Ended September 30, 2016<sup>1</sup></u>
<b>Net Asset Value, Beginning of Year/Period</b>	\$ 39.05	\$ 36.14	\$ 26.75	\$ 25.00
<b>Income from Investment Operations:</b>				
Net investment income <sup>2</sup>	0.28	0.15	0.27	0.11
Net realized and unrealized gain (loss) on investments	(3.11)	3.08	9.26	1.68
Total from investment operations	(2.83)	3.23	9.53	1.79
<b>Less Distributions:</b>				
Distributions from net investment income	(0.30)	(0.13)	(0.04)	(0.04)
Net realized gains	—	(0.19)	(0.10)	—
Total distributions	(0.30)	(0.32)	(0.14)	(0.04)
Net asset value, end of year/period	<u>\$ 35.92</u>	<u>\$ 39.05</u>	<u>\$ 36.14</u>	<u>\$ 26.75</u>
Total Return	-7.23%	9.03%	36.39%	7.15% <sup>3</sup>
<b>Ratios/Supplemental Data:</b>				
Net assets at end of year (000's)	\$ 37,720	\$ 50,771	\$ 37,948	\$ 6,686
Expenses to Average Net Assets before legal expense	0.75%	0.75%	0.75%	0.75% <sup>4</sup>
Gross Expenses to Average Net Assets	0.75%	0.75%	0.79% <sup>5</sup>	0.75% <sup>4</sup>
Net Investment Income to Average Net Assets	0.83%	0.42%	0.87%	0.68% <sup>4</sup>
Portfolio Turnover Rate	38%	42%	21%	13% <sup>3</sup>

<sup>1</sup> Commencement of operations on March 8, 2016.

<sup>2</sup> Calculated based on average shares outstanding during the year/period.

<sup>3</sup> Not annualized.

<sup>4</sup> Annualized.

<sup>5</sup> The ratio of gross expenses to average net assets includes legal expense. Please turn to "Litigation" on page 41 of the Prospectus.

## ETFMG Video Game Tech ETF

### FINANCIAL HIGHLIGHTS

For a capital share outstanding throughout the year/period

	Year Ended September 30, 2019	Year Ended September 30, 2018	Year Ended September 30, 2017	Period Ended September 30, 2016 <sup>1</sup>
<b>Net Asset Value, Beginning of Year/Period</b>	\$ 47.49	\$ 44.37	\$ 32.90	\$ 25.00
<b>Income from Investment Operations:</b>				
Net investment income <sup>2</sup>	0.52	0.74	0.33	0.08
Net realized and unrealized gain (loss) on investments	(5.87)	2.98	11.71	7.82
Total from investment operations	(5.35)	3.72	12.04	7.90
<b>Less Distributions:</b>				
Distributions from net investment income	(0.65)	(0.59)	(0.18)	—
Net realized gain	—	(0.03)	(0.39)	—
Total distributions	(0.65)	(0.62)	(0.57)	—
<b>Capital Share Transactions:</b>				
Transaction fees added to paid-in capital	0.01	0.02	—	—
Net asset value, end of year/period	\$ 41.50	\$ 47.49	\$ 44.37	\$ 32.90
Total Return	-11.26%	8.38%	37.67%	31.62% <sup>3</sup>
<b>Ratios/Supplemental Data:</b>				
Net assets at end of year/period (000's)	\$ 83,000	\$ 130,609	\$ 39,934	\$ 6,581
Expenses to Average Net Assets before legal expense	0.75%	0.75%	0.75%	0.74% <sup>4</sup>
Gross Expenses to Average Net Assets	0.75%	0.75%	0.82% <sup>5</sup>	0.74% <sup>4</sup>
Net Investment Income to Average Net Assets	1.22%	1.48%	0.86%	0.44% <sup>4</sup>
Portfolio Turnover Rate	38%	42%	49%	10% <sup>3</sup>

<sup>1</sup> Commencement of operations on March 8, 2016.

<sup>2</sup> Calculated based on average shares outstanding during the year/period.

<sup>3</sup> Not annualized.

<sup>4</sup> Annualized.

<sup>5</sup> The ratio of expenses to average net assets includes legal expense. Please turn to "Litigation" on page 41 of the Prospectus.

ETF Managers Trust  
30 Maple Street, 2<sup>nd</sup> Floor  
Summit, New Jersey 07901

#### ANNUAL/SEMI-ANNUAL REPORTS TO SHAREHOLDERS

Additional information about the Funds' investments is available in the Funds' annual and semi-annual reports to shareholders (when available). In the Funds' annual reports, you will find a discussion of the market conditions and investment strategies that significantly affected the Funds' performance during its last fiscal year.

#### STATEMENT OF ADDITIONAL INFORMATION (SAI)

The SAI provides more detailed information about the Funds. The SAI is incorporated by reference into, and is thus legally a part of, this Prospectus.

#### FOR MORE INFORMATION

To request a free copy of the latest annual or semi-annual report, when available, the SAI or to request additional information about the Funds or to make other inquiries, please contact us as follows:

Call: 1-844-383-6477  
Monday through Friday  
8:30 a.m. to 6:30 p.m. (Eastern Time)

Write: ETF Managers Trust  
30 Maple Street, 2<sup>nd</sup> Floor  
Summit, New Jersey 07901

Visit: [www.etfmg.com](http://www.etfmg.com)

#### INFORMATION PROVIDED BY THE SECURITIES AND EXCHANGE COMMISSION

Reports and other information about the Funds are available in the EDGAR Database on the SEC's Internet site at <http://www.sec.gov>, or you can receive copies of this information, after paying a duplicating fee, by electronic request at the following e-mail address: [publicinfo@sec.gov](mailto:publicinfo@sec.gov).

The Trust's Investment Company Act file number: 811-22310